



## **“Oltre il Giardino – Osservatorio Inclusione Sociale”**

### ***“Oltre il Giardino – Social Inclusion Observatory”***

Progetto approvato nel programma ERASMUS+  
**2020-1-IT02-KA204-079679**

*(Cooperazione per l'innovazione e lo scambio di buone prassi –  
partenariati strategici nel settore dell'istruzione, della formazione e della gioventù)*

Report Speech Survey – campione Focus Group


Florence, 15/06/2022

# Methodological Sheet

<b>Methodology:</b>	quantitative sample survey
<b>Method of data collection:</b>	online interviews (CAWI system)
<b>Sample:</b>	Focus Group of the project: people with social problems
<b>Sample size:</b>	ITALY 40 SPAIN 30 GREECE 15 PORTUGAL 15 <b>TOTAL 100</b>
<b>Detection period:</b>	April-May 2022


# Composition of the Sample

**Gender**



Male	89,3	43,3	50,0	15,4
Female	10,7	56,7	50,0	84,6

**Age**



18-24 years old	77,8	13,3	23,1	69,2
25-34 y.o.	0,0	13,3	23,1	15,4
35-44 y.o.	18,5	13,3	0,0	0,0
45-54 y.o.	0,0	26,7	30,8	7,7
55-64 y.o.	3,7	3,3	15,4	7,7
65 or older	0,0	30,0	7,7	0,0

Valori %

# Composition of the Sample



## Marital status

Unmarried single	92,0	26,7	69,2	72,7
Married	8,0	50,0	7,7	18,2
Cohabitant	0,0	16,7	0,0	0,0
De facto separated	0,0	0,0	0,0	0,0
Legally separated	0,0	0,0	15,4	0,0
Divorced	0,0	3,3	0,0	9,1
Widow/Widower	0,0	3,3	7,7	0,0

## Sons

No son	81,5	46,7	66,7	83,3
One son	11,1	3,3	6,7	16,7
Two sons	7,4	33,3	6,7	0,0
Three or more sons	0,0	16,7	20,0	0,0

Values %

# Composition of the Sample



## Family members

One person	0,0	10,0	46,7	0,0
Two persons	39,3	26,7	20,0	25,0
Three persons	21,4	20,0	20,0	25,0
Four persons	21,4	30,0	6,7	16,7
Five persons or more	17,9	13,3	6,7	33,3

## Educational qualification

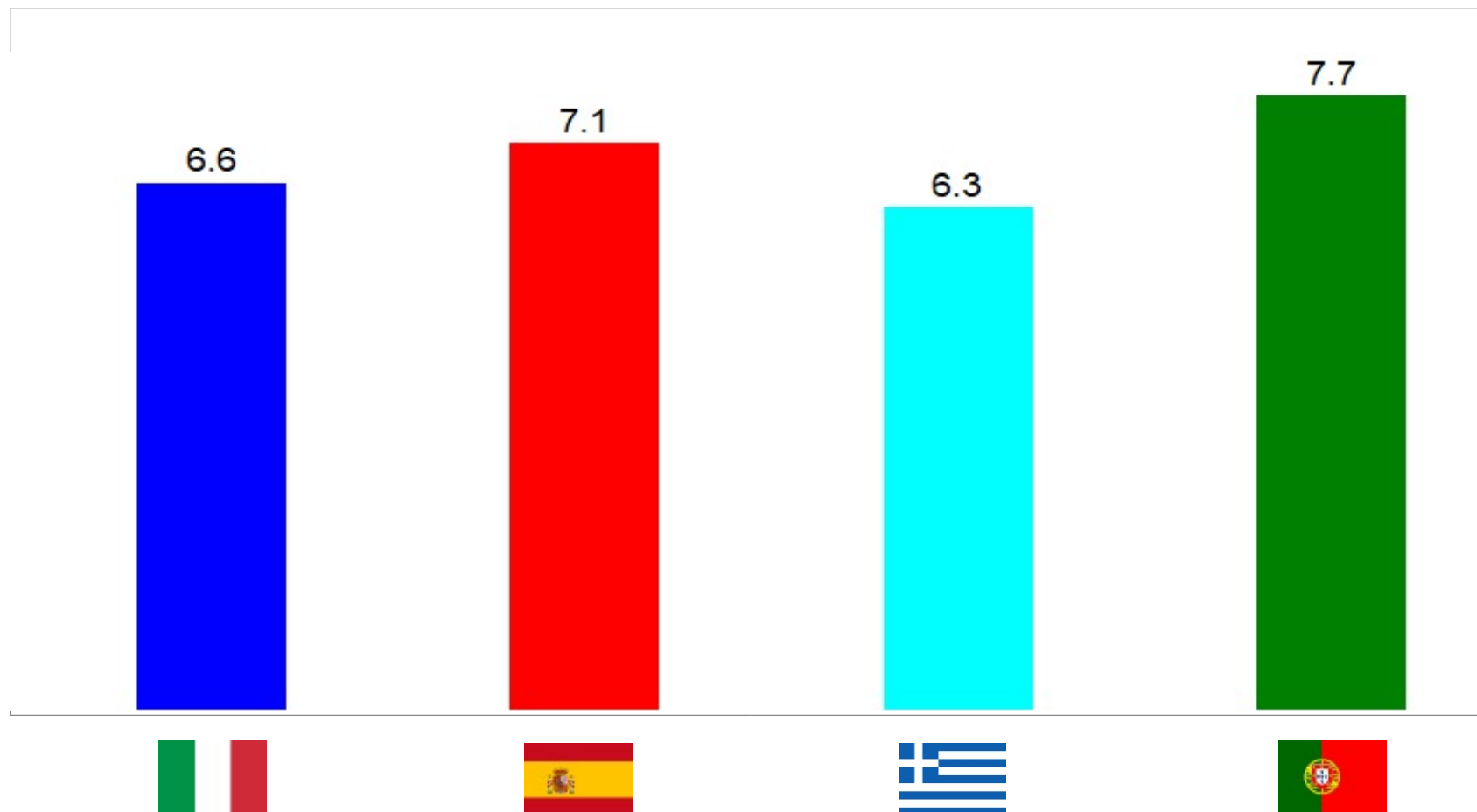
No educational qualifications	32,1	3,3	0,0	0,0
Primary elementary school	7,1	0,0	20,0	0,0
Middle school diploma	14,3	20,0	13,3	27,3
Vocational school diploma 2-3 years	25,0	20,0	13,3	27,3
High school diploma	14,3	20,0	26,7	0,0
Bachelor's degree	3,6	20,0	26,7	27,3
Post graduate title	3,6	16,7	0,0	18,2

Values %

# Analysis of the results

# Life quality

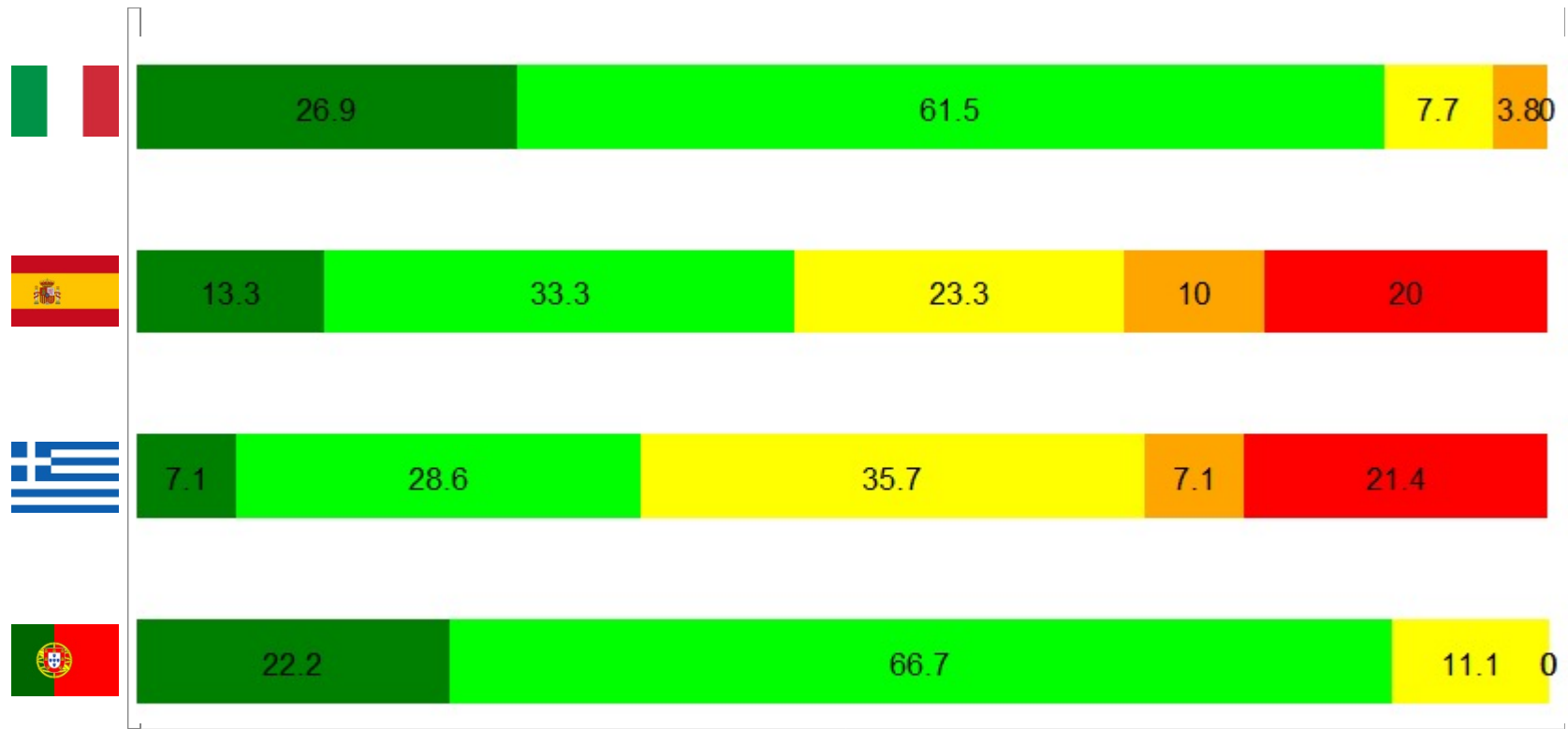
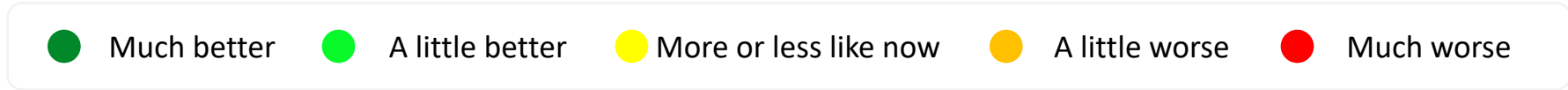
Overall, on a scale of 1 to 10 like in school, how would you rate your life right now?



Average scores 1-10

# Quality of Life - Expectations

If he imagines his life in 5 years, compared to now it will be:

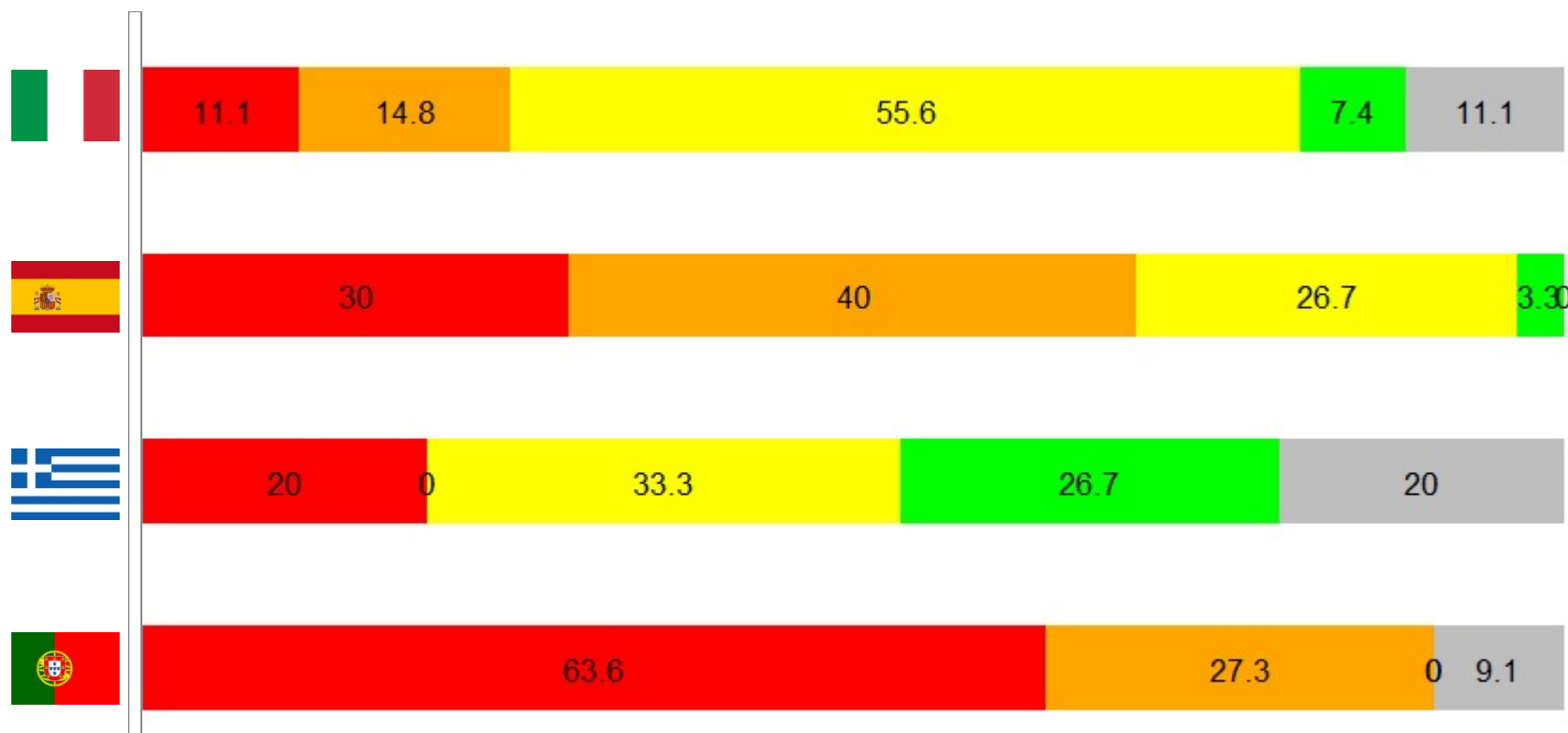
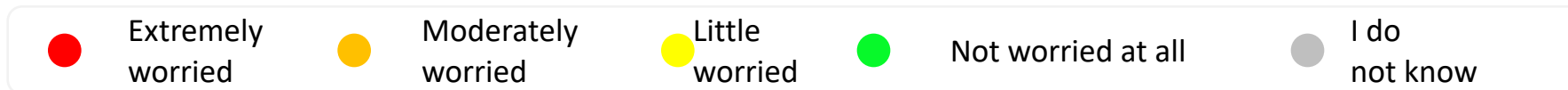


Values %



# War in Ukraine - Concern

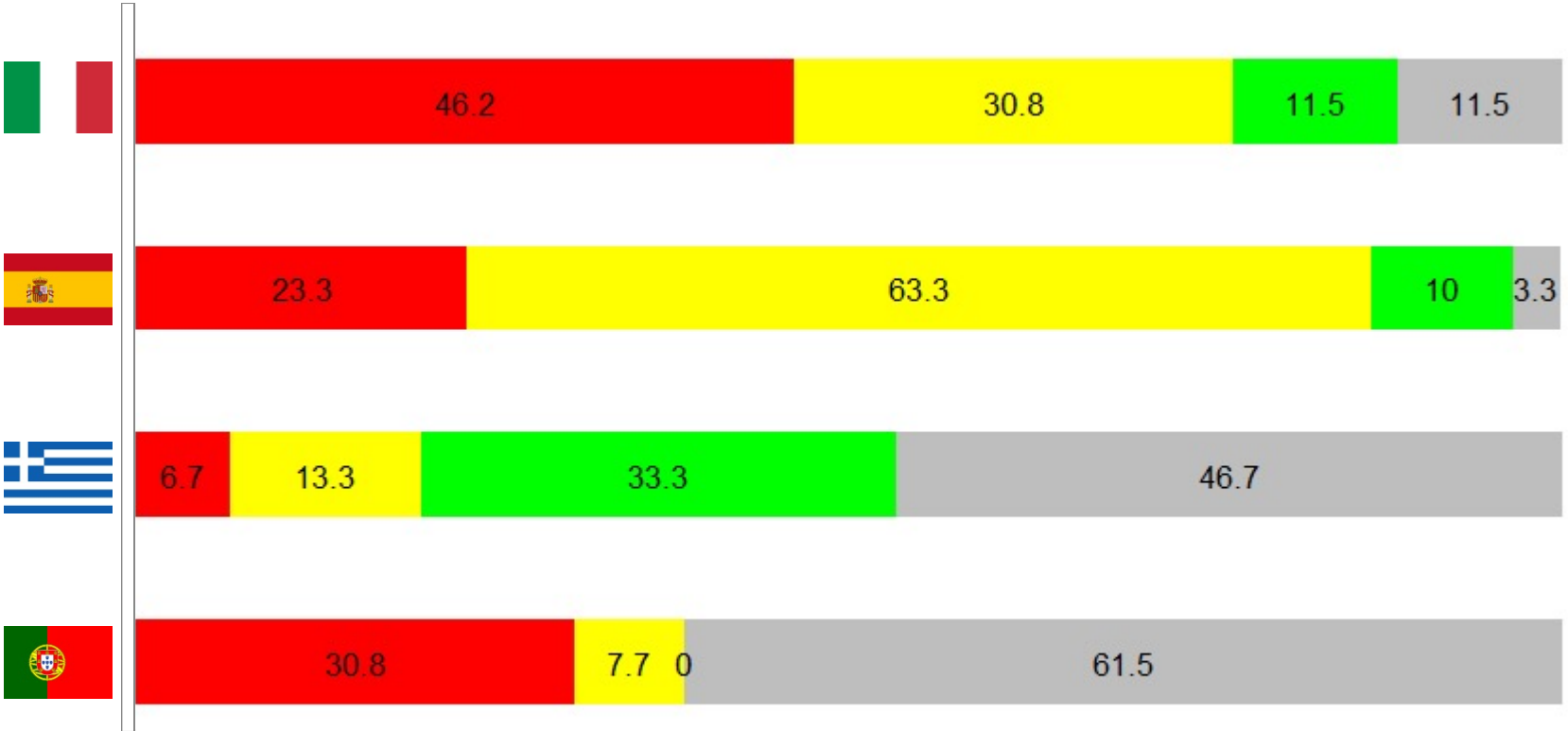

Let's talk about the war in Ukraine. Regarding the war, at this moment personally how worried you feel:



Values %

# Nuclear War Risk

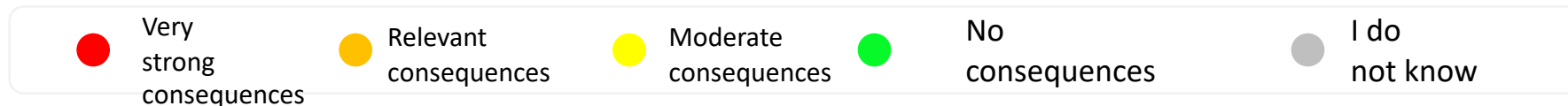
In his view, with the ongoing war between Russia and Ukraine, the risk of a nuclear war is:



Values %

# Personal Consequences of the War

Do you think that this war, on your personal level of life, will have:



Values %


# Cost of living

Do you think there will be more and more increases in the cost of living?

● Yes

● No

● I do not know

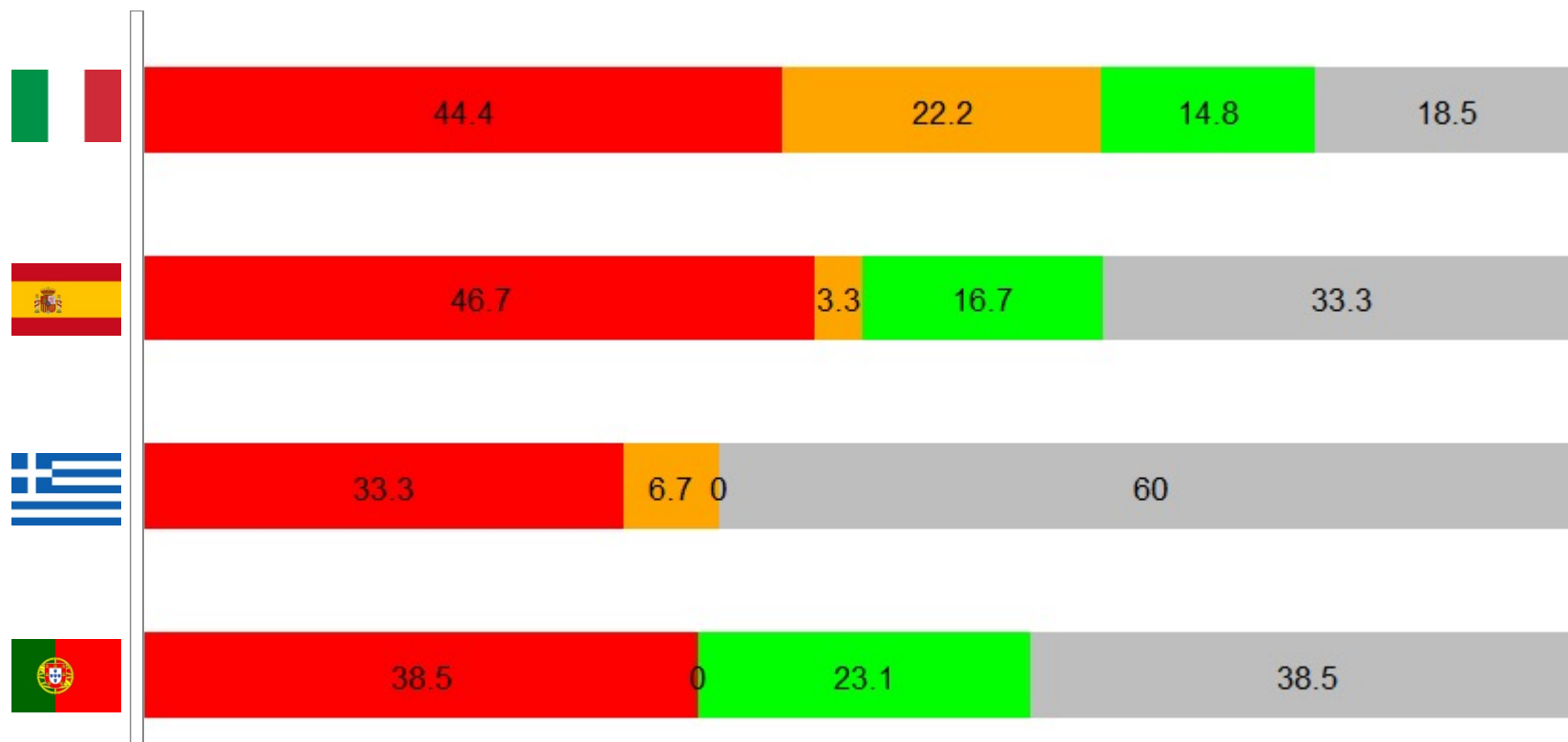


Values %

# Bear the Costs

Do you think you can bear the increased costs of living, bills, groceries, clothes resulting from the ongoing war?

● No    ● Yes, but for a little while longer    ● Yes    ● I do not know

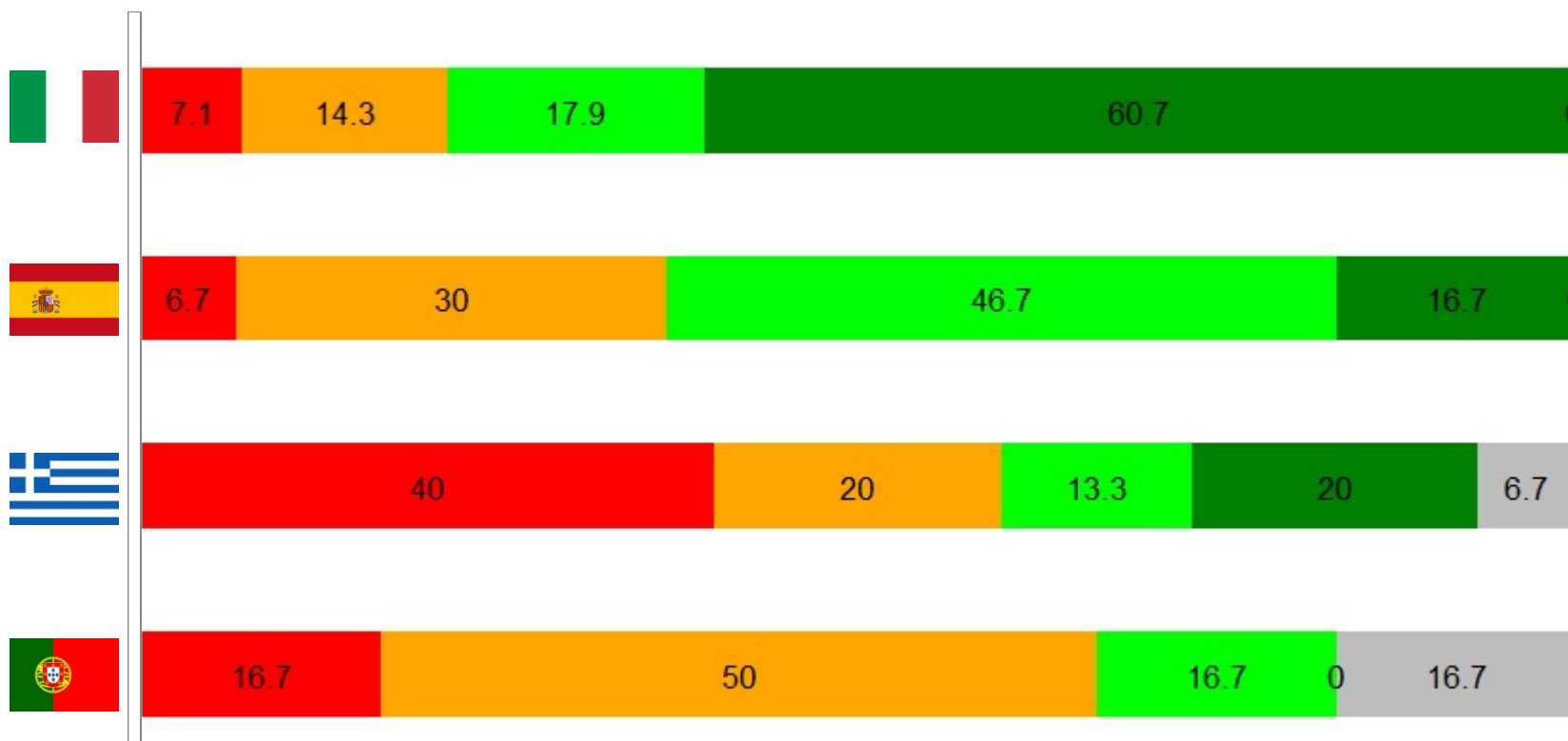


Values %

# Personal incidence of the War<sup>14</sup>

In particular, how much is the situation that has arisen with the war affecting your life?

● Much   ● Enough   ● A little   ● For nothing   ● I do not know

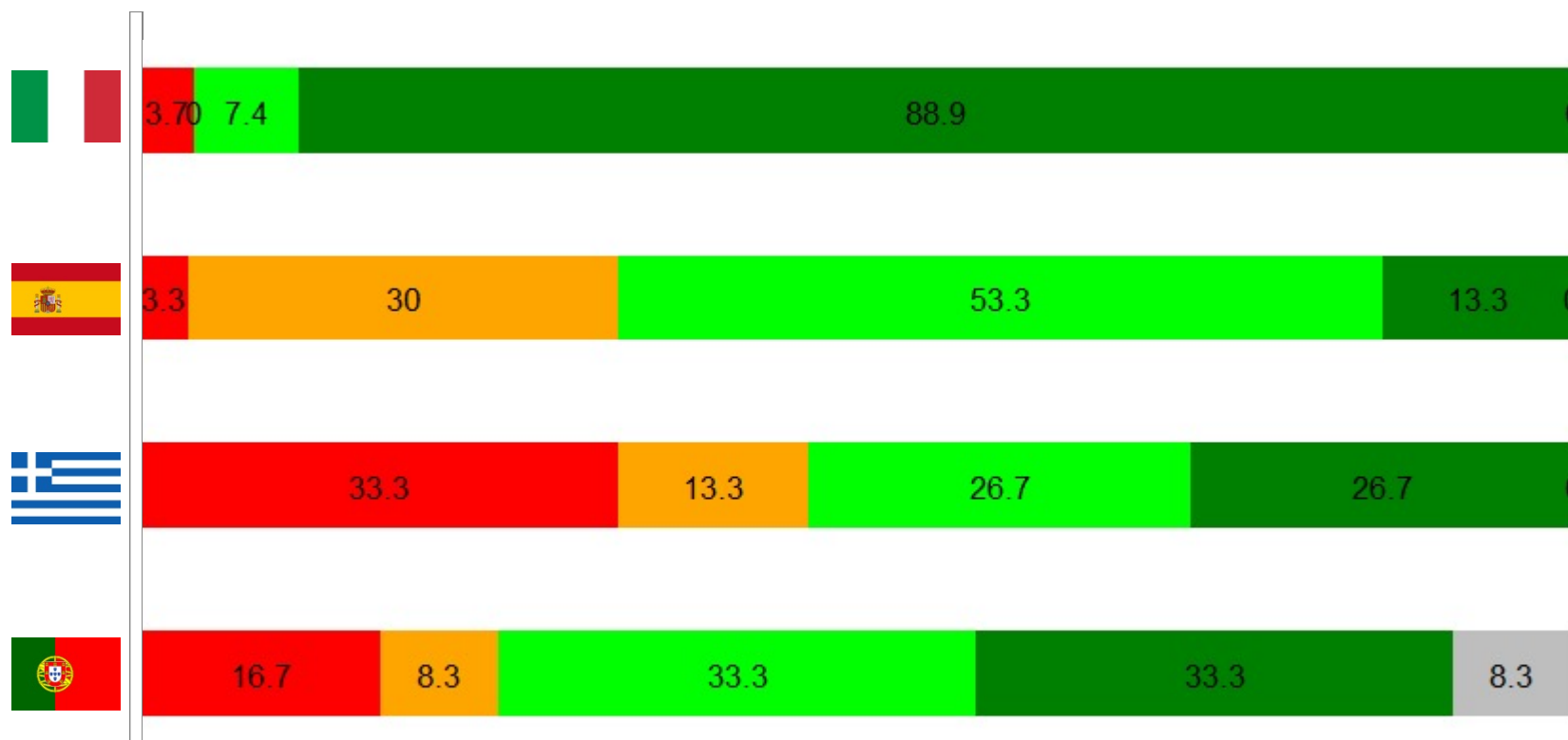


Values %

# Incidence in Relationships

Since the war broke out, your social relations have changed:

● Much ● Enough ● A little ● For nothing ● I do not know



Values %

Before the war, on average, how often do you use the Internet?



Many times a day	48,1	56,7	40,0	100,0
At least once a day	40,7	20,0	33,3	0,0
Several times a week	3,7	0,0	13,3	0,0
At least once a week	0,0	6,7	0,0	0,0
A few times a month (less than four times)	3,7	3,3	0,0	0,0
Less than once a month	3,7	0,0	0,0	0,0
Never	0,0	13,3	13,3	0,0

Values %



During the day, how much time do you spend learning about the war in Ukraine:

	Much + enough	A little + not at all	I do not know
<b>18-24 years old</b>	11,1	<b>86,1</b>	2,8
<b>25-34 y.o.</b>	22,2	<b>77,8</b>	0,0
<b>35-44 y.o.</b>	37,5	62,5	0,0
<b>45-54 y.o.</b>	30,8	69,2	0,0
<b>55-64 y.o.</b>	<b>80,0</b>	20,0	0,0
<b>65 or older</b>	<b>70,0</b>	30,0	0,0

Values %

In your opinion, are the new technologies like internet, social networks (facebook, twitter ...) allowing you to get an idea of the war in Ukraine?



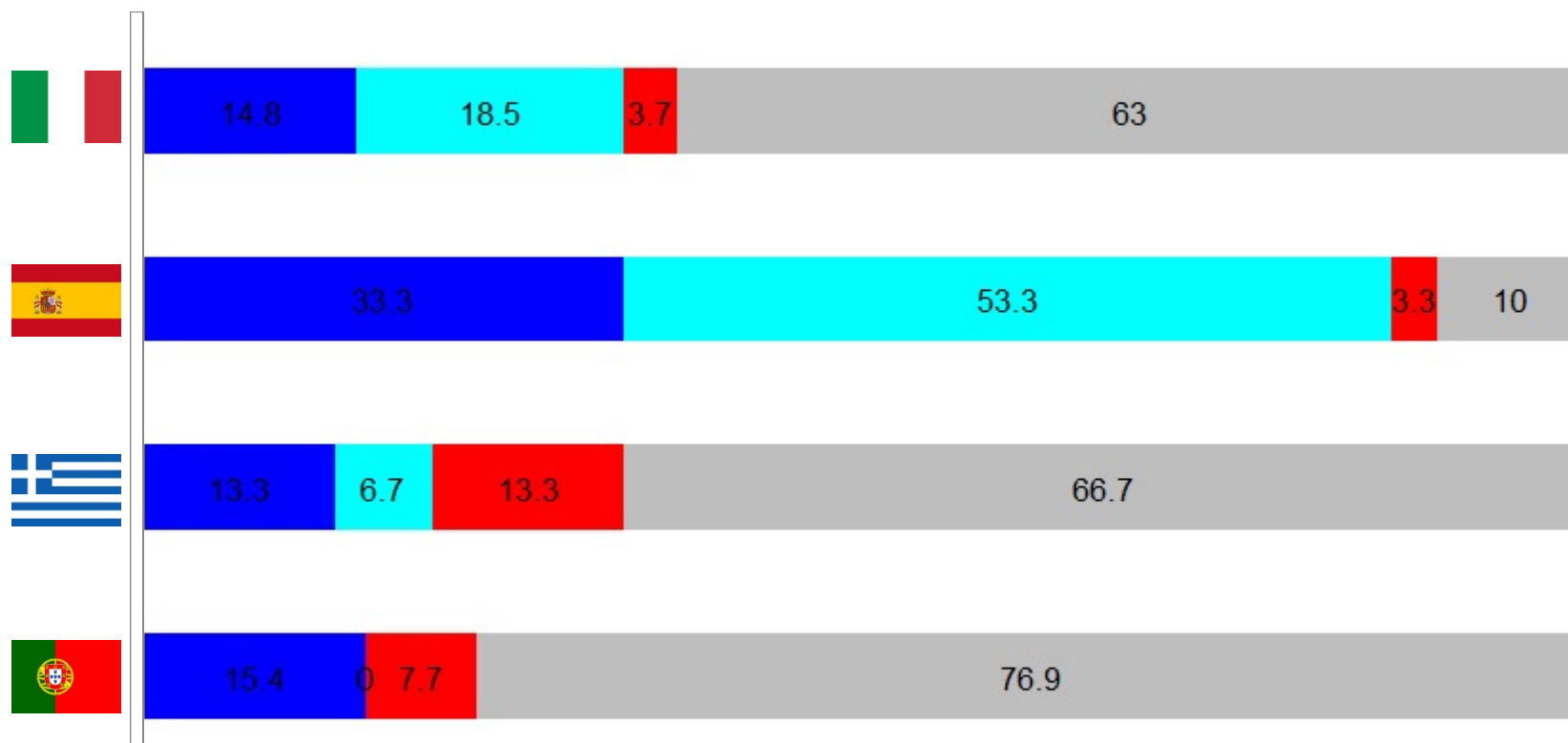
	Italy	Spain	Greece	Portugal
Yes a lot	14,8	20,0	21,4	41,7
In good measure	7,4	26,7	14,3	8,3
Partially	18,5	20,0	28,6	33,3
I do not trust	22,2	16,7	14,3	8,3
I don't know Social Networks + I don't know	37,0	16,7	21,4	8,3

Values %

# Sanctions against Russia

EU, together with the USA, has imposed heavy economic sanctions (blocking of banks and trade) on Russia, in order to weaken it and accentuate the fractures within it. According to her, this choice is:

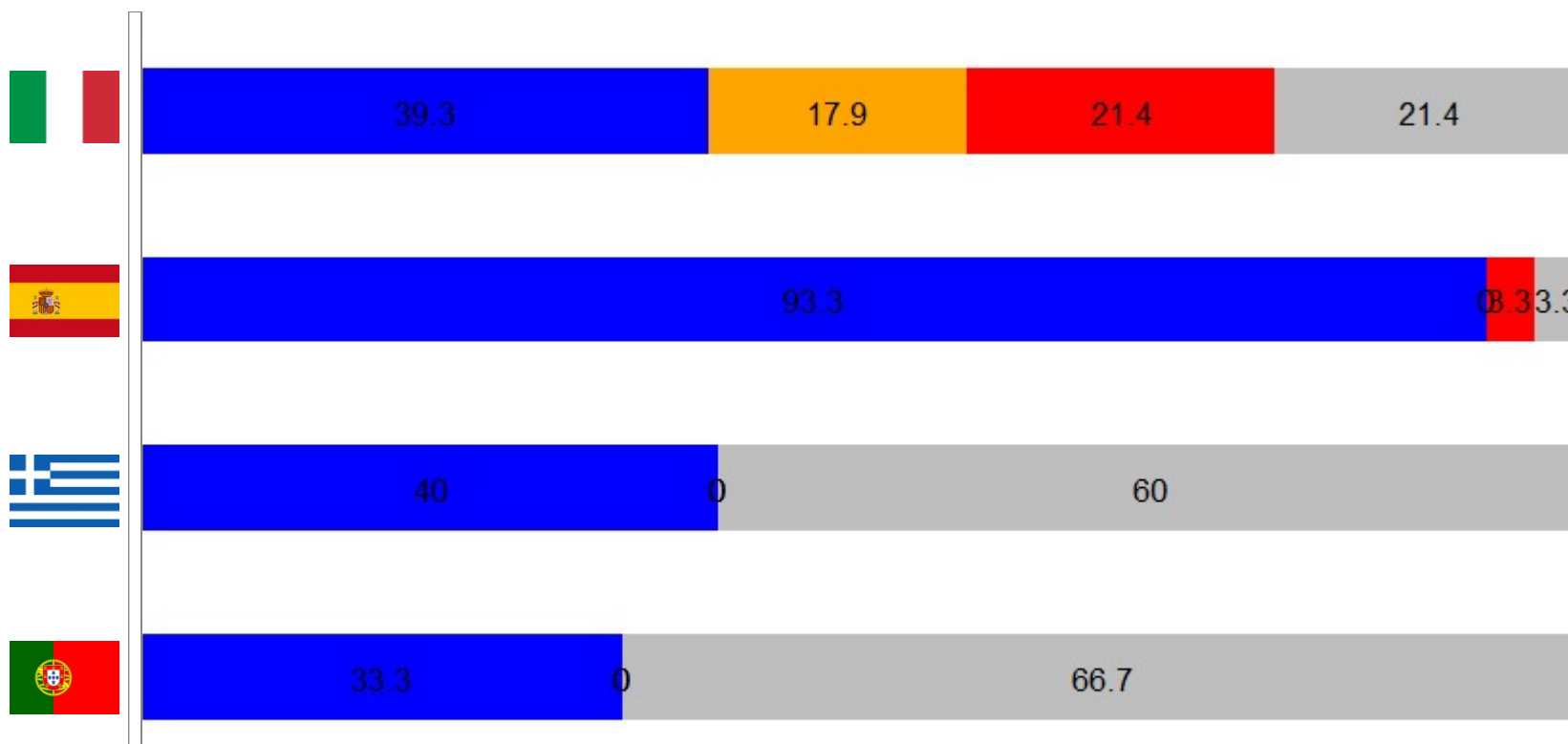
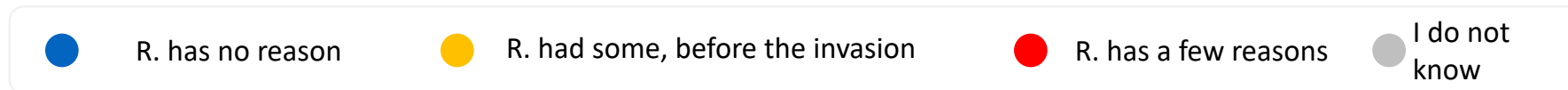
● Right, but insufficient   
 ● Right   
 ● Not fair   
 ● I do not know



Valori %

# Legitimacy of Russian intervention<sup>20</sup>

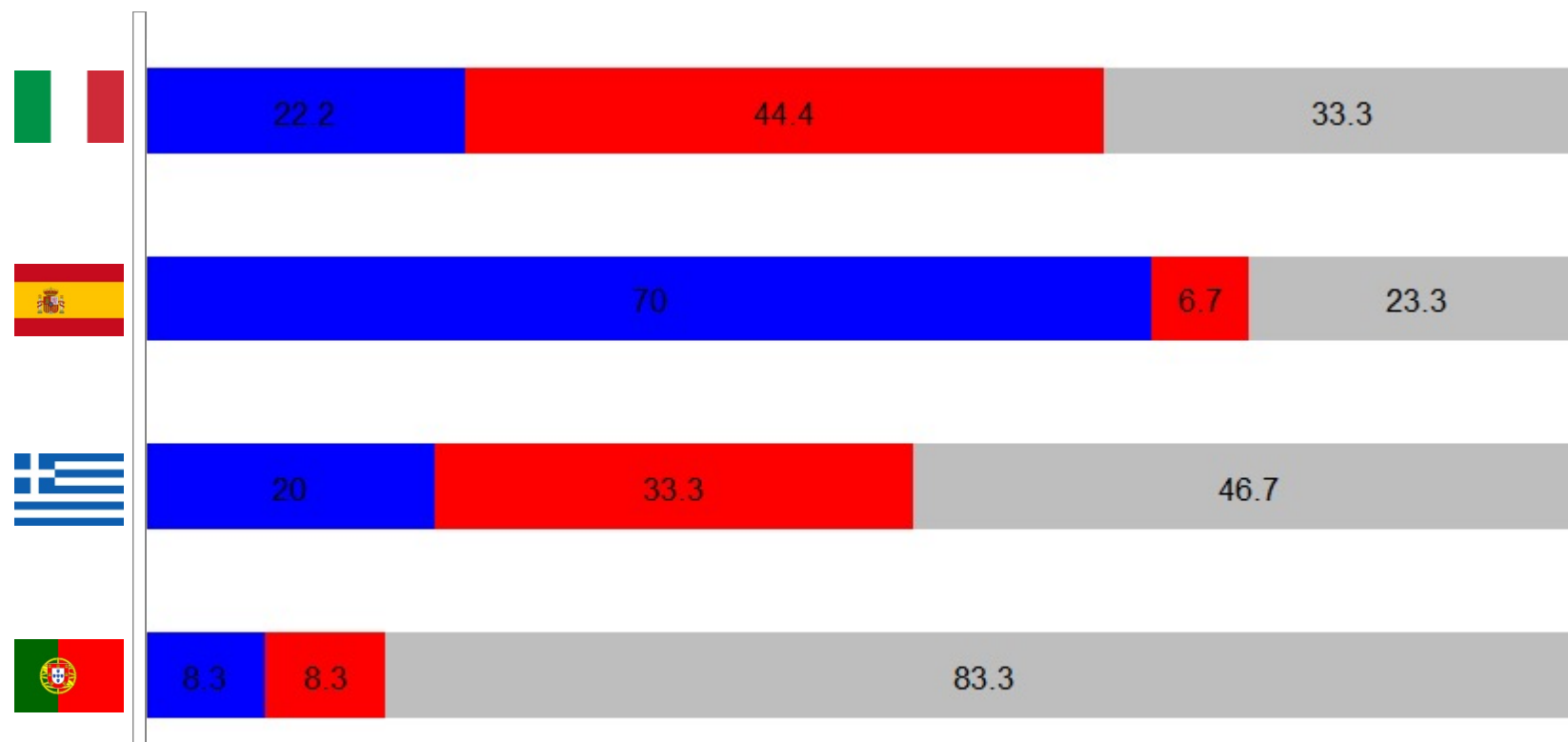
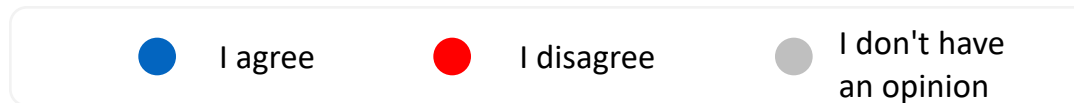
Overall, in your opinion, Russia in the confrontation with Ukraine ...



Values %

# European armaments for Ukraine

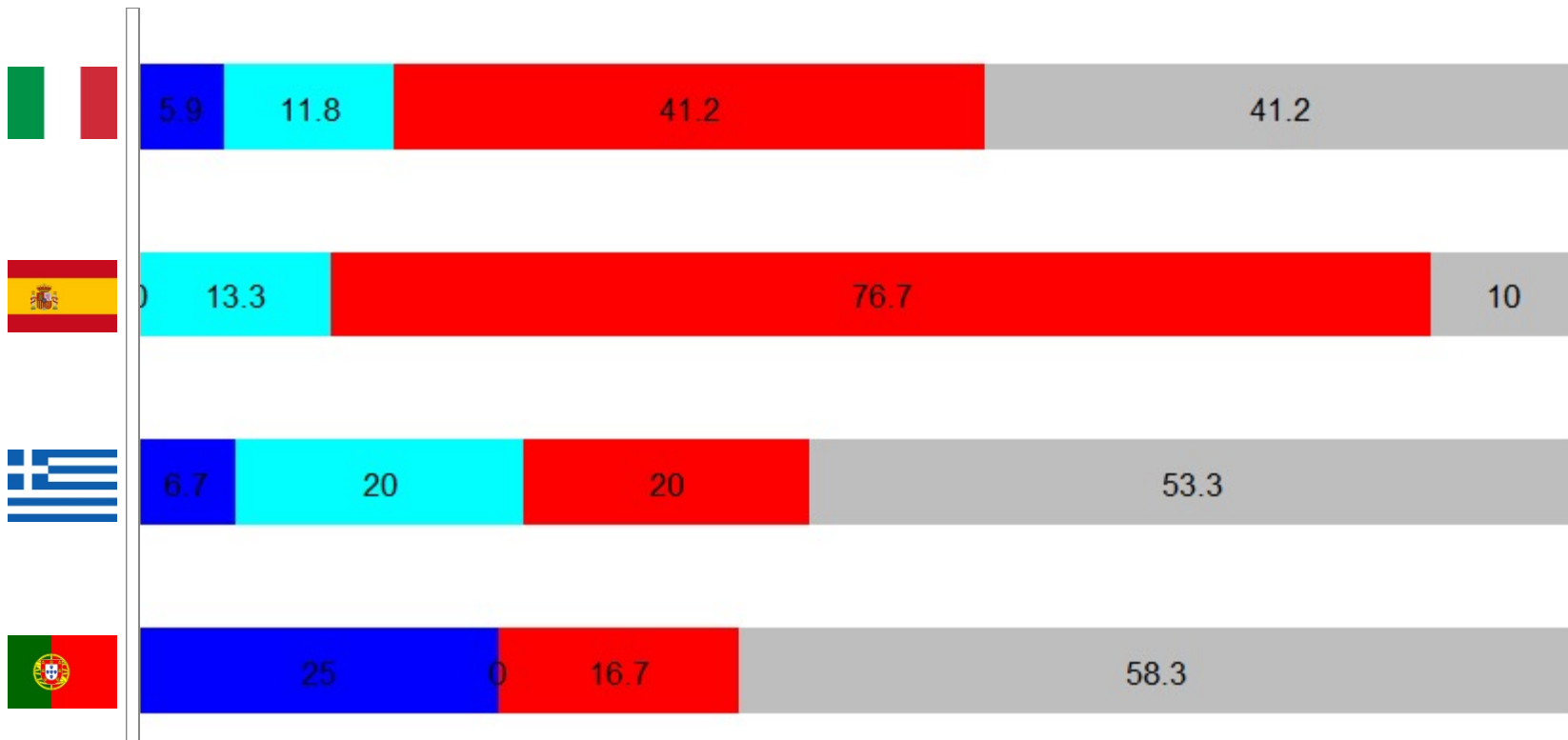
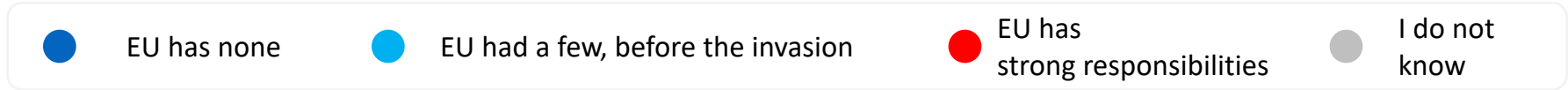
Countries of the European Union have decided to send sophisticated weapons to Ukrainian fighters. Regarding this choice :



Values %

# Responsibility of the EU

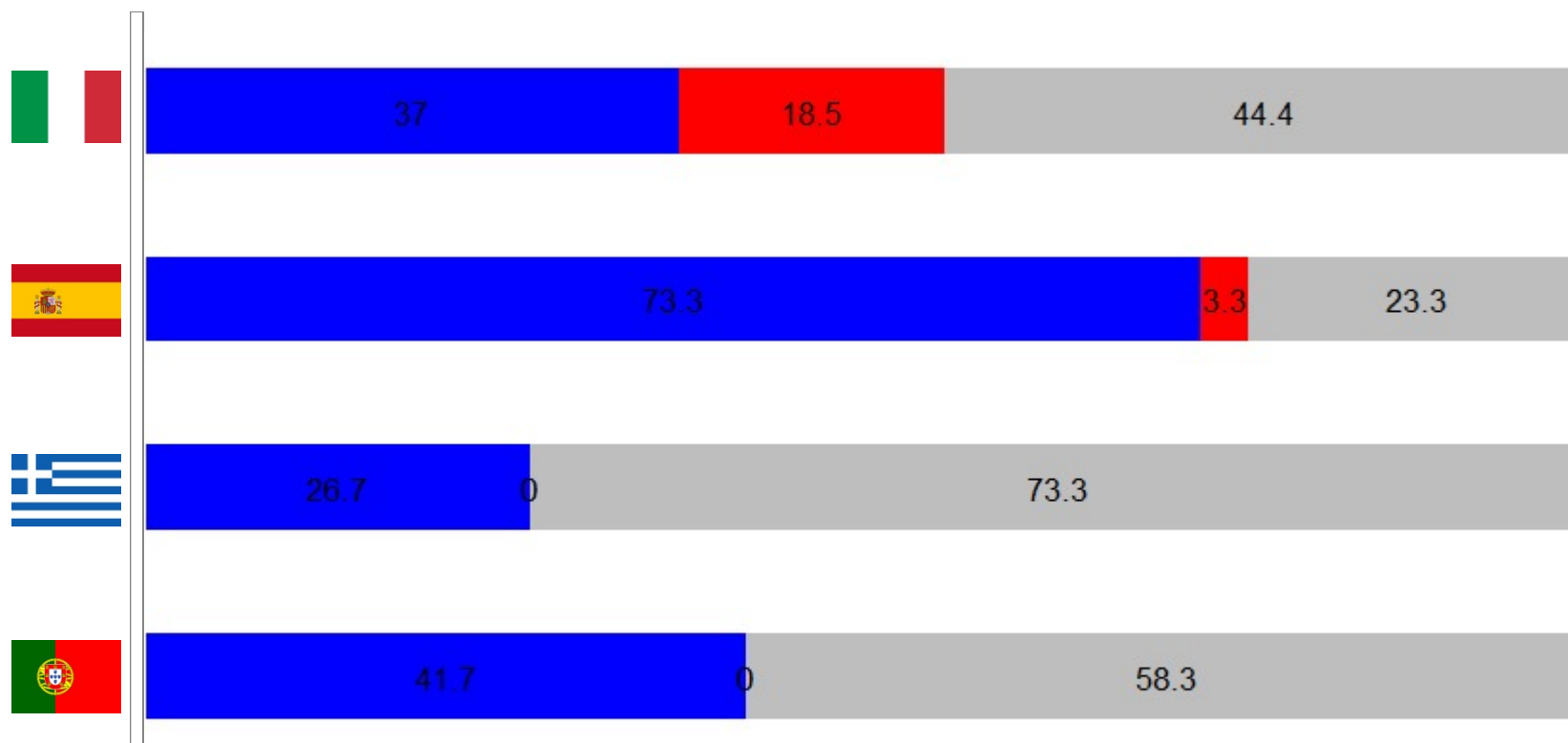
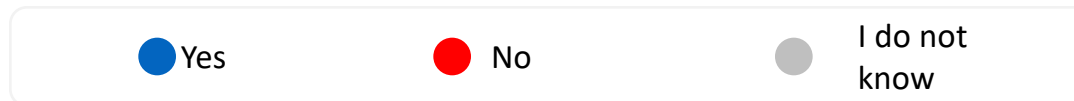
In your opinion, in the outbreak of this war, does the European Union have responsibility?



Values %

# Request from Ukraine - EU

In your opinion, is it appropriate to comply with Ukraine's request to join the European Union?



Values %

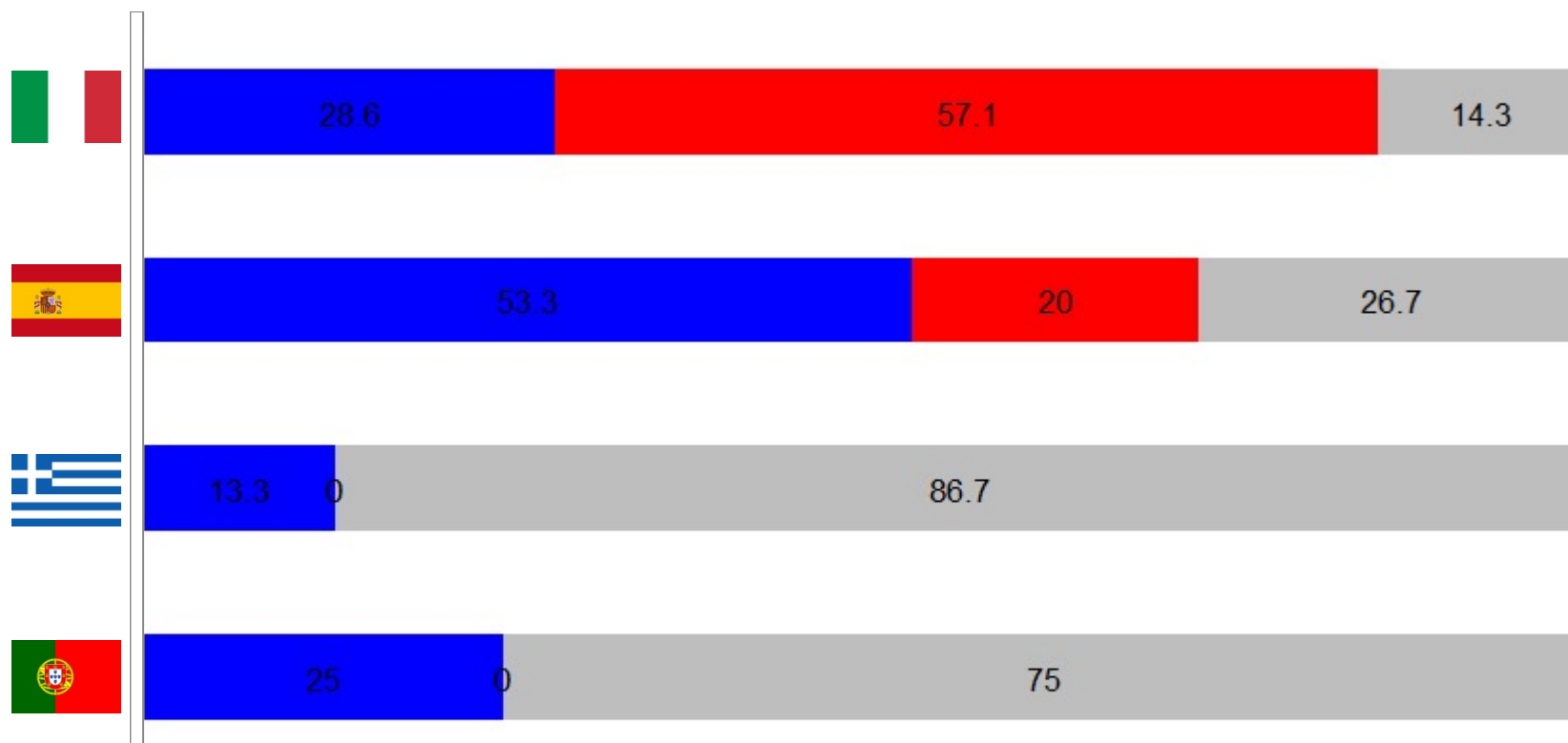
# Request from Ukraine - NATO

In your opinion, is it appropriate to comply with Ukraine's request to join NATO?

● Yes

● No





● I do not know



Values %



Some suggest that the Pope intervene in person against the war by going to Ukraine. Regarding this proposal:

				
I agree	29,6	20,0		25,0
I disagree	22,2	<b>63,3</b>		8,3
I don't have an opinion	<b>48,1</b>	16,7		<b>66,7</b>

# Trust in the UN

How much do you trust UN?

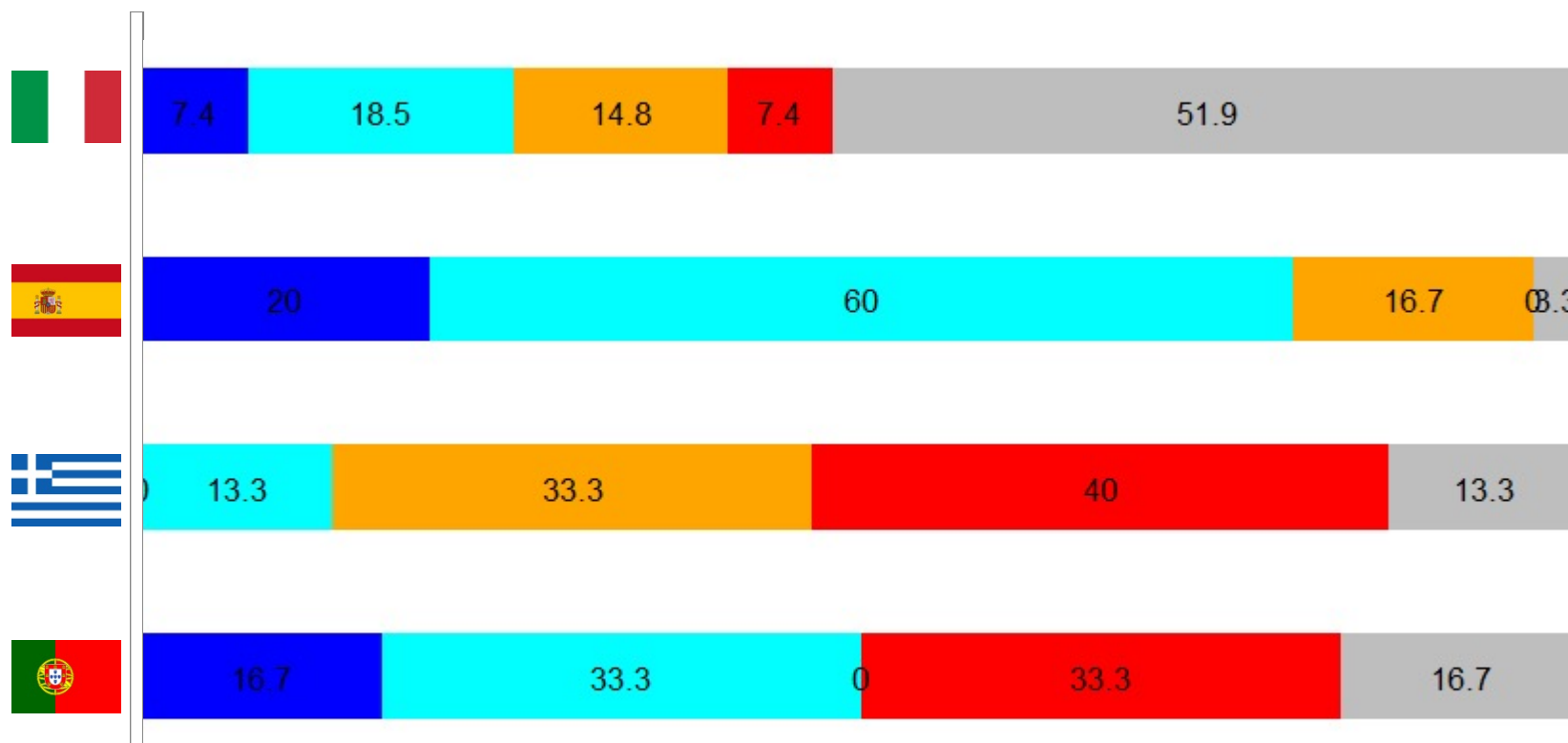
A lot

Quite much

Little

None

I do not know



Values %

# Trust in the EU

How much do you trust EU?

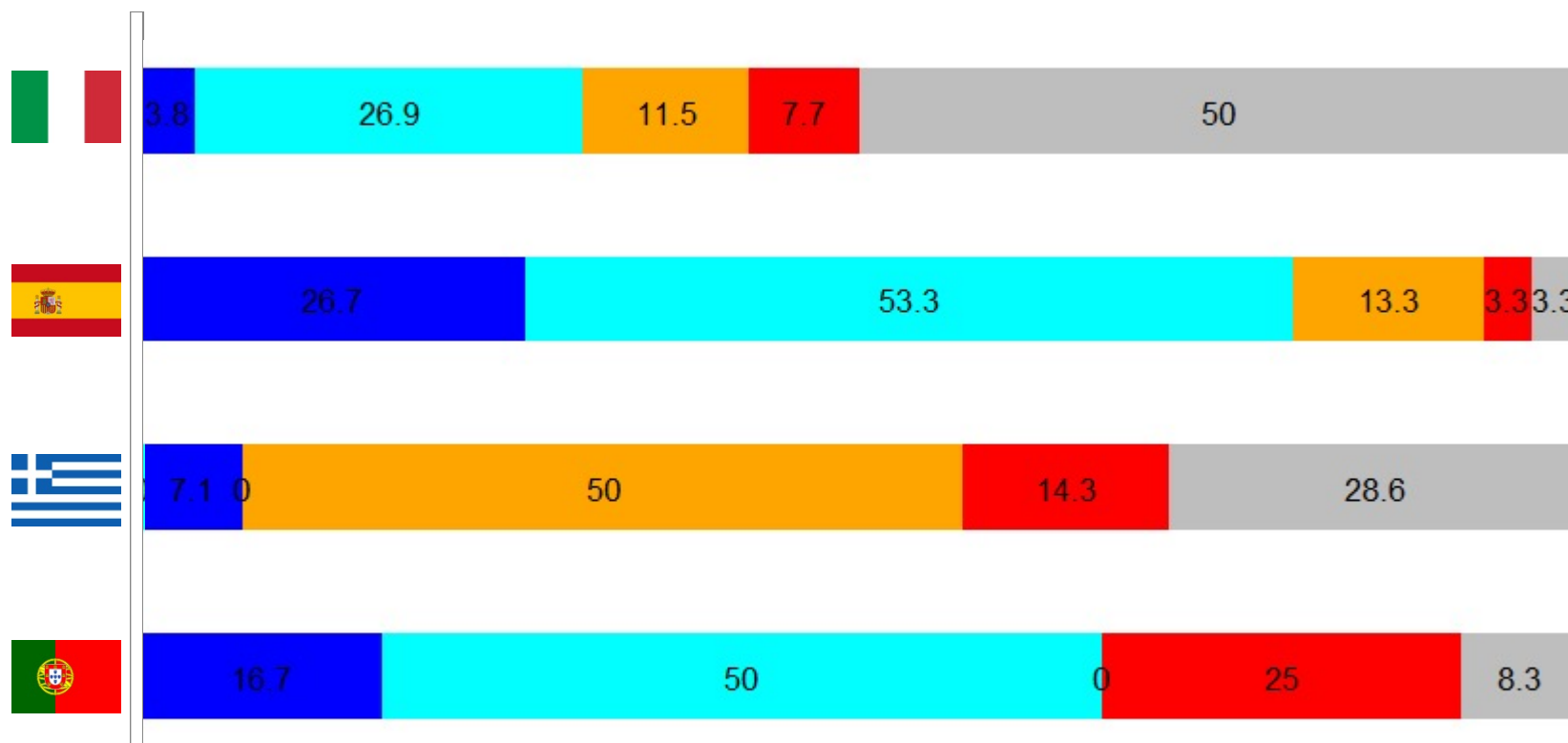
A lot

Quite much

Little

None

I do not know



Values %

# Trust with People

How much do you trust people?

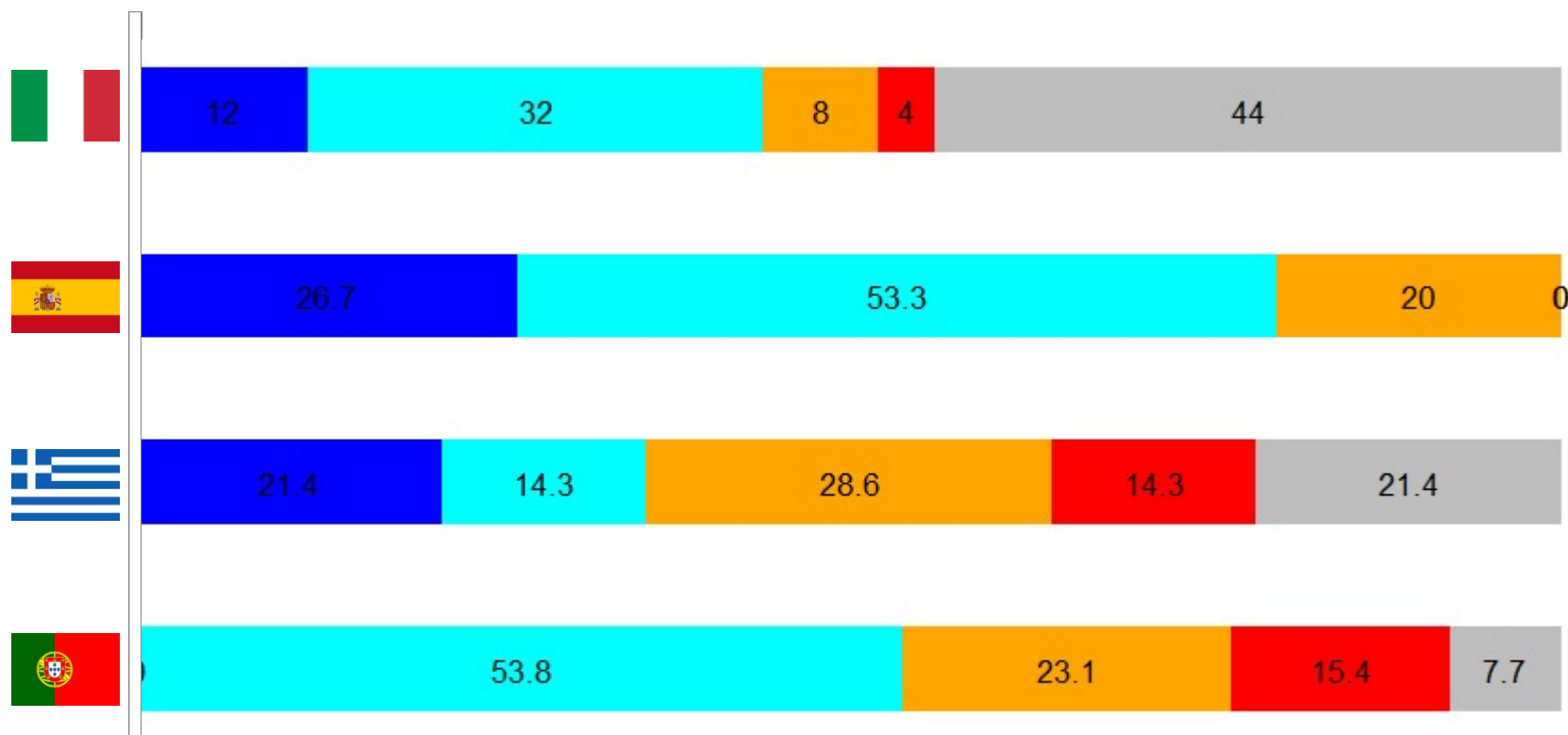
A lot

Quite much

Little

None

I do not know



Values %




# Me, We

Muhammad Ali

**1975 speech HARVARD UNIVERSITY**



## PARTNER

 ASSOCIAZIONE "PER BOBOLI" - COORDINATORE  
ME-WE ISTITUTO DI RICERCA INNOVATIVA  
OPERA DELLA DIVINA PROVVIDENZA MADONNINA DEL GRAPPA

 UNIVERSIDAD REY JUAN CARLOS

 INSTITUTO POLITECNICO DO PORTO

 KYTTARO ENALLAKTIKON ANAZITISEON NEAON (KEAN)  
AGRICULTURAL UNIVERSITY OF ATHENS

Progetto approvato nel programma ERASMUS+  
2020-1-IT02-KA204-079679  
Cooperazione per l'innovazione e lo scambio di buone prassi – partenariati  
strategici nel settore dell'istruzione, della formazione e della gioventù

*The European Commission support for the production of this publication does not constitute an endorsement of the contents which reflects the views only of the authors, and the Commission cannot be held responsible for any use which may be made of the information contained therein*

