



“Oltre il Giardino – Osservatorio Inclusione Sociale”

“Oltre il Giardino – Social Inclusion Observatory”

Progetto approvato nel programma ERASMUS+

2020-1-IT02-KA204-079679

*(Cooperazione per l'innovazione e lo scambio di buone prassi –
partenariati strategici nel settore dell'istruzione, della formazione e della gioventù)*

Second quantitative Report– WAR

Methodology: quantitative sample survey





Data collection method: online interviews (CAWI system)

Sample: **DESCRIPTION OF THE INTERVIEWED TARGETS**

Sample size:	Florence (IT)	240
	Madrid (ES)	200
	Athens (GR)	80
	Porto (PT)	80
	TOTAL	600

Detection period: **March-May 2022**

Composition of the Sample

Gender	 Florence	 Madrid	 Athens	 Porto
Male	23,7	44,4	45,6	22,1
Female	76,3	55,6	54,4	77,9

Age

18-24 years old	15,8	24,2	15,8	61,6
25-34 y.o.	18,4	22,5	21,1	12,8
35-44 y.o.	9,6	16,9	40,4	12,8
45-54 y.o.	21,9	16,9	17,5	9,3
55-64 y.o.	16,7	8,4	1,8	3,5
65 y.o. and older	17,5	11,2	3,5	0,0

Values %

Composition of the Sample

Marital status





	 Florence	 Madrid	 Athens	 Porto
Unmarried, single	35,1	39,9	40,4	73,3
Married	38,6	30,9	43,9	17,4
Cohabitant	14,9	15,2	7,0	5,8
Separated / de facto	0,9	3,4	5,3	0,0
Separated / legally	0,0	1,7	1,8	0,0
Divorced	8,8	6,7	1,8	0,0
Widow/Widower	1,8	2,2	0,0	3,5

Sons

No sons	48,2	55,6	49,1	77,9
One son	20,2	16,3	12,3	10,5
Two sons	28,1	20,8	28,1	10,5
Three sons or more	3,5	7,3	10,5	1,2

Values %

Family members





	 Florence	 Madrid	 Athens	 Porto
One person	12,3	11,8	19,3	5,8
Two persons	32,5	22,5	24,6	12,8
Three persons	23,7	25,3	8,8	46,5
Four persons	22,8	30,3	29,8	22,1
Five persons or more	8,8	10,1	17,5	12,8

Educational qualification

No title	0,9	3,4	12,3	0,0
Primary elementary school	0,0	2,2	7,0	1,2
Middle school diploma	9,6	11,2	3,5	0,0
Vocational school diploma 2-3 years	7,0	20,8	12,3	10,5
High school diploma	48,2	19,7	12,3	38,4
Bachelor's degree	27,2	20,2	17,5	37,2
Post graduate title	7,0	22,5	35,1	12,8

Values %

Composition of the Sample

Employment condition	 Florence	 Madrid	 Athens	 Porto
permanent employee	47,4	18,5	56,1	22,1
work self-employed, self-employed, entrepreneur	10,5	7,3	8,8	0,0
seasonal worker	0,0	15,2	10,5	0,0
unemployed, seeking his first job	1,8	4,5	10,5	0,0
school teacher	0,9	4,5	1,8	9,3
university professor	0,9	12,4	1,8	0,0
student	16,7	22,5	3,5	64,0
retired	0,0	4,5	1,8	1,2
other unprofessional condition	20,2	8,4	5,3	0,0
does not answer	1,8	2,2	0,0	3,5

Perceived economic conditions

Very wealthy	14,0	14,6	15,8	2,3
Wealthy	65,8	43,8	40,4	40,7
Sufficient	14,0	30,3	35,1	52,3
Inadequate	4,4	10,7	3,5	1,2
Does not answer	1,8	0,6	5,3	3,5

Values %

Summary Considerations

+ + + + + + + +

SAMPLES

Samples collected in the 4 countries differ with respect to the main socio-demographic characteristics:

- **Italy**
 - Net prevalence of women (76%), majority presence of over 45s (56%); 54% live in a couple (married or cohabiting) and in just over half of the cases they have children, for an average family size of 2.9 members; the main qualification is the baccalaureate (48%), followed by academic qualifications (34%); the majority of respondents work, mainly as permanent employees (47%), but the share of retirees is also relevant (20%); good economic conditions are reported in 80% of cases.
- **Spain**
 - the distribution by gender is slightly unbalanced on women (56%) and from the point of view of age, young people prevail (63% under 44); consistent with the average age, 40% are single and couples represent 46%; the majority (56%) have no children and the average size of the households in which the interviewees live is equal to 3.1 members; 43% have a university degree or higher qualification; 58% of the sample is employed, with a significant share (17%) of teachers and professors; good economic conditions prevail (58%).
- **Greece**
 - the shares of males (46%) and females (54%) are rather balanced; three quarters of the interviewees are under 44 years old; half live with a spouse or partner and 51% have children; the average size of the family unit is 3.2 members; 53% of the sample has an academic qualification; in 56% of cases they are permanent employees and a similar share indicates good economic conditions.
- **Portugal**
 - large prevalence of females (78%); 62% are under the age of 24; singles clearly prevail (73%) and only 22% of the sample have children; the families in which the interviewees live have an average size of 3.4 members; 50% have a degree or postgraduate degree and 38% have a high school diploma; coherently with the personal profile, the prevailing condition is that of a student; the economic conditions are judged to be barely sufficient by the majority of the interviewees.

LIFE QUALITY

- In all countries there are largely positive evaluations regarding the quality of personal life; Italians and Spaniards are more satisfied, where the average marks reach or exceed the threshold of 7, while relatively more severe evaluations are recorded in Greece (average score: 6.6) and Portugal (6.7).
- In a prospective framework, thinking about the evolution of their lives in the next five years, Italians turn out to be the least optimistic (only 40% believe that it will improve); in Spain and Greece, positive expectations reach around 50%, while in Portugal over 2 out of 3 respondents expect an improvement; It should be emphasized that the personal profile and the current evaluation have a great impact on expectations: for Portugal we have the youngest sample, which on the current conditions had proved to be more severe.

THE WAR IN UKRAINE

- The conflict in Ukraine is of great concern in all countries; Only the responses of the Spaniards differ significantly: while apprehension about the war remains in the majority, over a third of respondents say they are "not worried" and 11% are not even worried at all.
- The majority of respondents, in the various countries, do not rule out nuclear escalation, which is considered possible or even with a high risk, especially in the Portuguese sample. In general, women are more concerned about war and its development than men.
- The economic sanctions imposed on Russia by the West are judged to be fair by the majority, although in many cases they are considered insufficient, a judgment that is relatively prevalent in all countries and particularly widespread among the Portuguese.
- Regarding the dispatch of armaments, opinions differ in the various countries, also influenced by the physical distance from the conflict area:
 - In Spain and Portugal the favorable position for sending weapons prevails, in particular in the Lusitanian country,
 - in Italy, in favor and against are in substantial parity (39%),
 - in Greece those against (39%) prevail over those in favor (28%).

- In the three countries with a Catholic majority, we also verified the position with respect to an intervention by the Pope: almost half of the Italian sample declared themselves in favor (28% instead disagreed), while in the Iberian countries, the contrary prevailed.
- Evaluating the responsibilities in the conflict, the majority of interviewees do not recognize extenuating circumstances for Russia or at most believe that it could have, before invading Ukrainian territory; the responses of the Italians show greater openness to Russian demands, while the Portuguese have a more intransigent position.
- There are also criticisms of the role of the European Union: for significant shares of citizens, the EU has some responsibilities in the outbreak of the conflict, responsibilities emphasized by the Spaniards and the Greeks.
- The Ukrainian request to join the European Union finds a majority favor in all countries, with a much more marked favor in the Portuguese sample and more relevant opposing voices among the Italians (26%) and the Spaniards (20%).
- Compared to joining NATO, the degree of favor drops significantly, resulting in the minority in Italy (37%) and Greece (35%), reaching almost half of the sample in Spain (48%) and rising to the majority level in Portugal (64%). On average, almost a quarter of those in favor of Ukraine joining the European Union are not in favor of joining NATO.
- International institutions do not enjoy particularly high levels of trust: on average, the UN collects the trust of one third of the interviewees; it is better for the European Union compared to which the confidence rate rises by about 10 points. Compared to the UN, the Greeks and Portuguese are more lukewarm; compared to the EU, trust reaches 50% only in Italy.

THE CONSEQUENCES OF THE WAR

- Inevitably, the war will affect the living conditions of citizens in the 4 countries involved in the research. The consequences will be very strong or in any case relevant for the majority of the interviewees; the Greeks are particularly concerned, while the Spaniards tend to minimize the repercussions on their standard of living (55% will be moderate).
- In the current situation, citizens are beginning to feel the effects of the conflict, which in just under half of the cases is already affecting people's life goals. The Greeks already feel the effects more in this phase, while a picture less conditioned by the war between the Spaniards is confirmed.
- Beyond these differences, the perception of the effects of the conflict on inflation is almost unanimous, the extent of which arouses widespread concern: the majority of samples in all 4 countries believe that they cannot sustain the increases, I would say prices or to be able to do it for a little while longer. A more concerned view characterizes the responses of the Greeks.
- The evaluation of the effects of war on the emotional state is influenced by many other factors (age, personal and family situation, "basic" emotional state, etc.), so the results are very different in the 4 samples: the Spaniards and especially the Greeks they experience significant repercussions, while the emotional state of the Portuguese seems less influenced by the war and even less that of the Italians.
- Trust in others, regardless of the war or not, reaches an average of 50%, with Values more or less aligned on this level in Italy and Spain, a better figure in Greece and widespread distrust in Portugal.

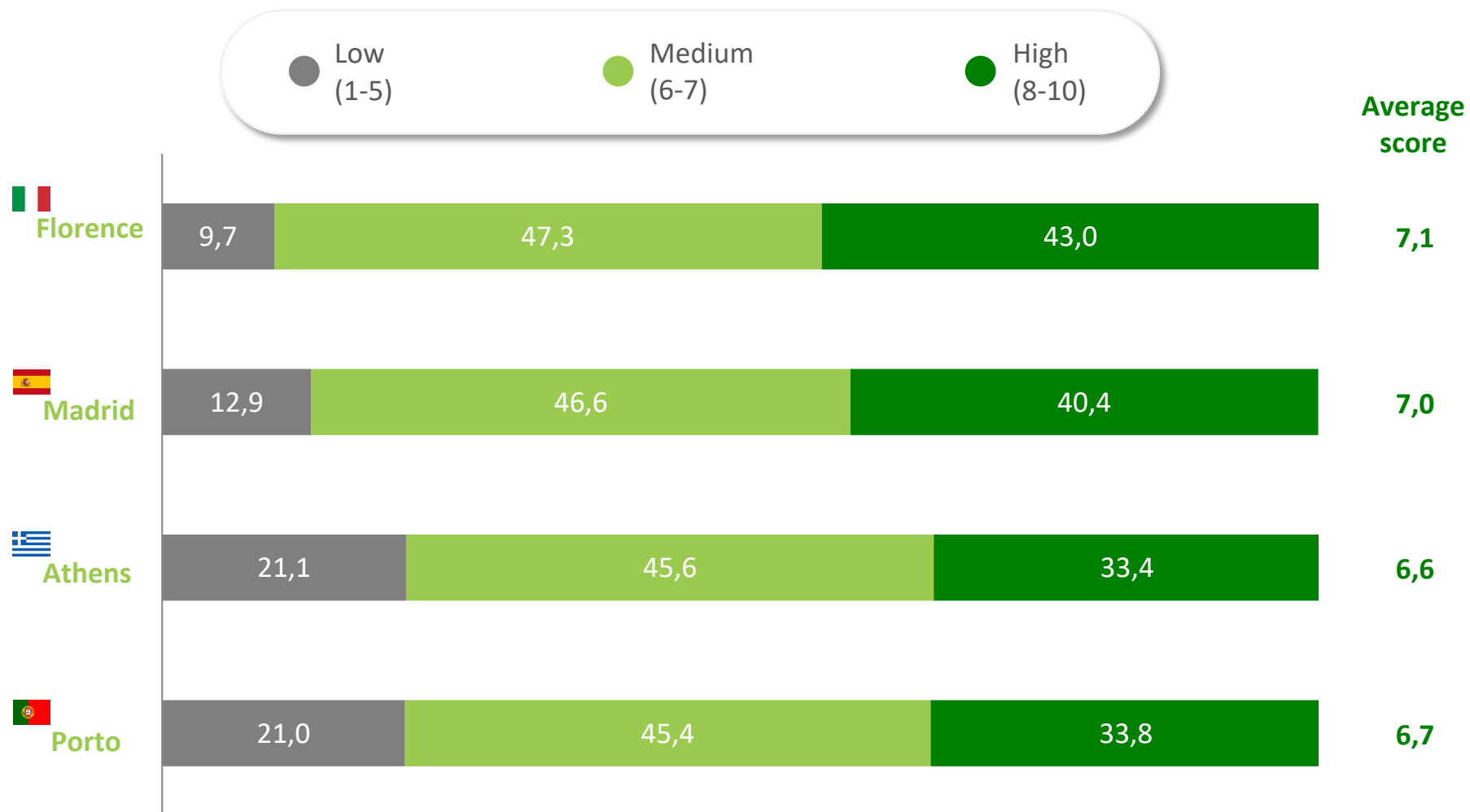
WAR AND INFORMATION

- Greater attention to information on the war concerns the Portuguese (a lot or enough time to get information in 93% of cases), followed by the Italians (62%); the Greeks (37%) and the Spaniards (28%) are less attentive.
- The time dedicated to informing themselves about the war is rather correlated with age, from an average level of attention to information on the conflict among the youngest (who spend a lot or enough time on it in 48% of cases), the figure drops to 31% between 25-34 year olds, to steadily rise with age, up to 77% of over-65s.
- The main sources of information are TV (news and talk shows) and Internet news in all 4 countries, albeit with different intensities:
 - in Italy, sites specialized in geopolitical analysis also play an important role,
 - in Spain the importance of Social Media and word of mouth rises,
 - in Greece TV has a more limited role and digital channels are more pervasive,
 - in Portugal all channels are better reported than the average in other countries, except for geopolitical sites and direct word of mouth.
- The practice with the web is very wide: 9 out of 10 interviewees access the Internet on a daily basis. Only the Spanish sample shows a slightly less frequent use of the web: "only" 83% access it at least once a day.
- The opinion on the reliability of online news (Internet and Social) differs significantly from country to country: if 65% Portuguese believe that the web allows them to get an idea of the conflict, this percentage drops to 49% in Italy, 42% in Greece and 34% in Spain.

Analysis of the Results

+ + + + + + + +

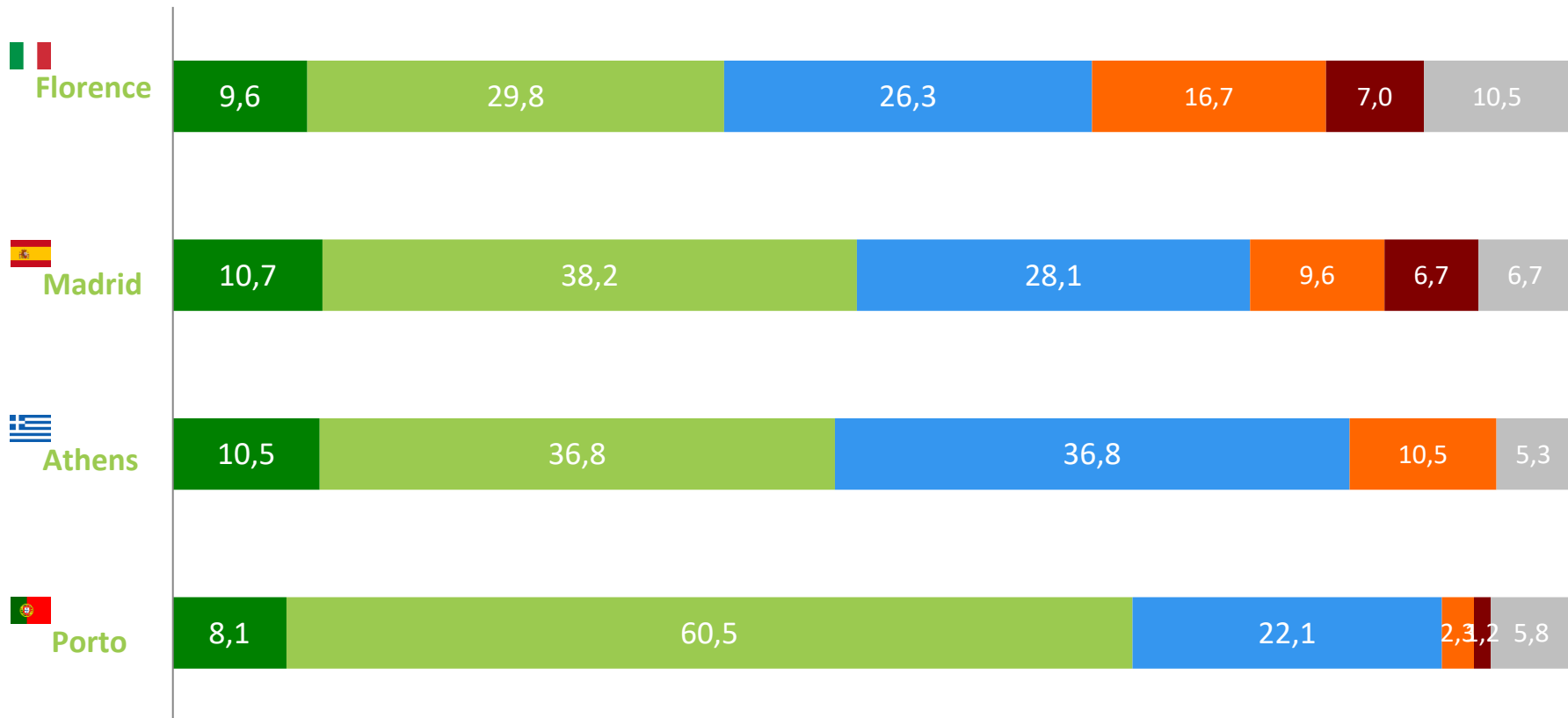
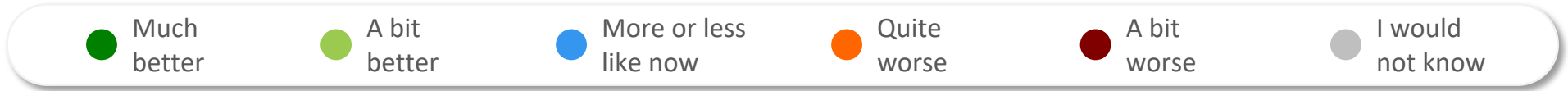
Overall, on a scale of 1 to 10 like at school, how would you rate your life right now?



Values %

Life Quality– Expectations

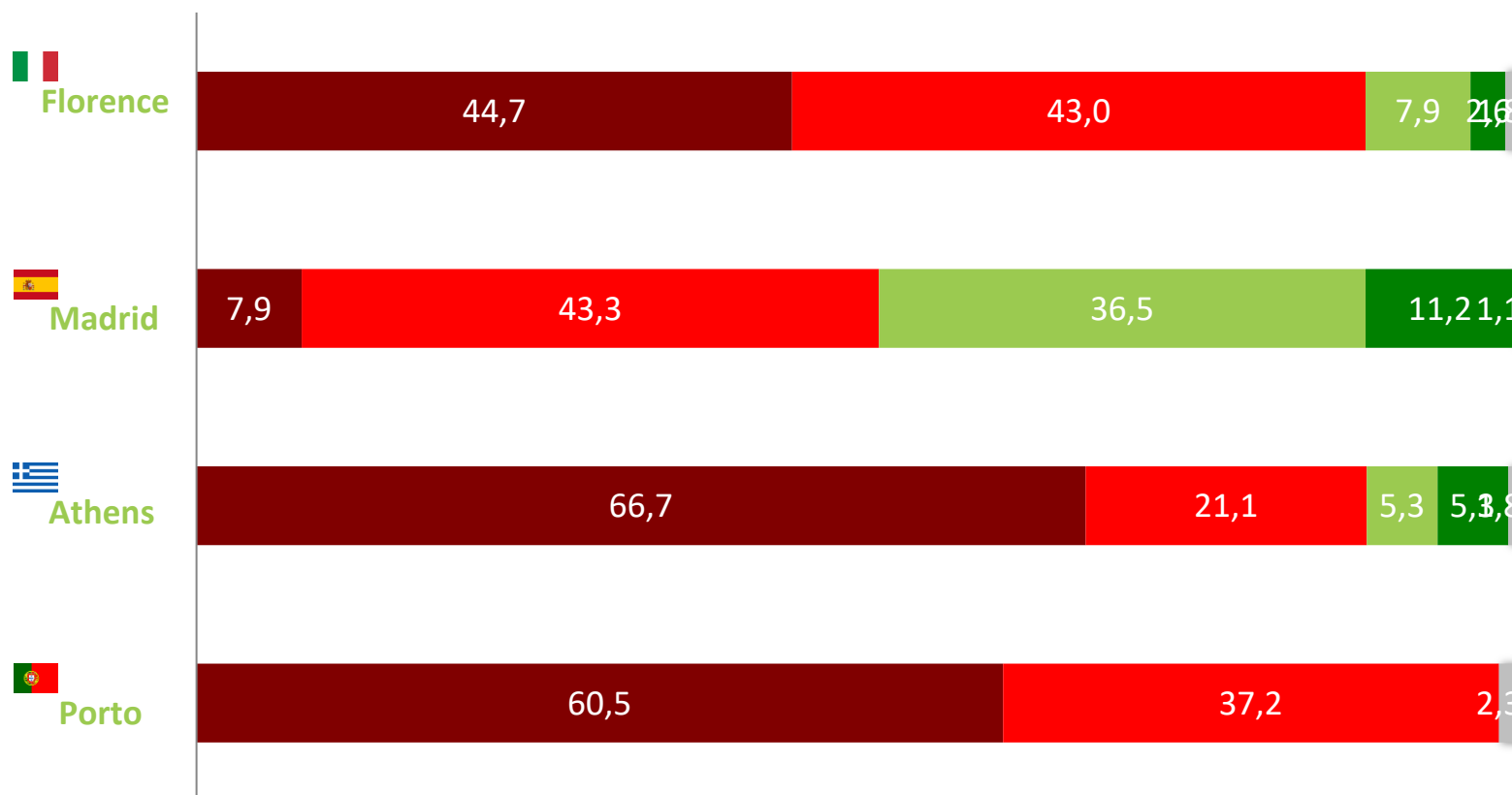
If you imagine your life in 5 years, what will it be like?



Values %

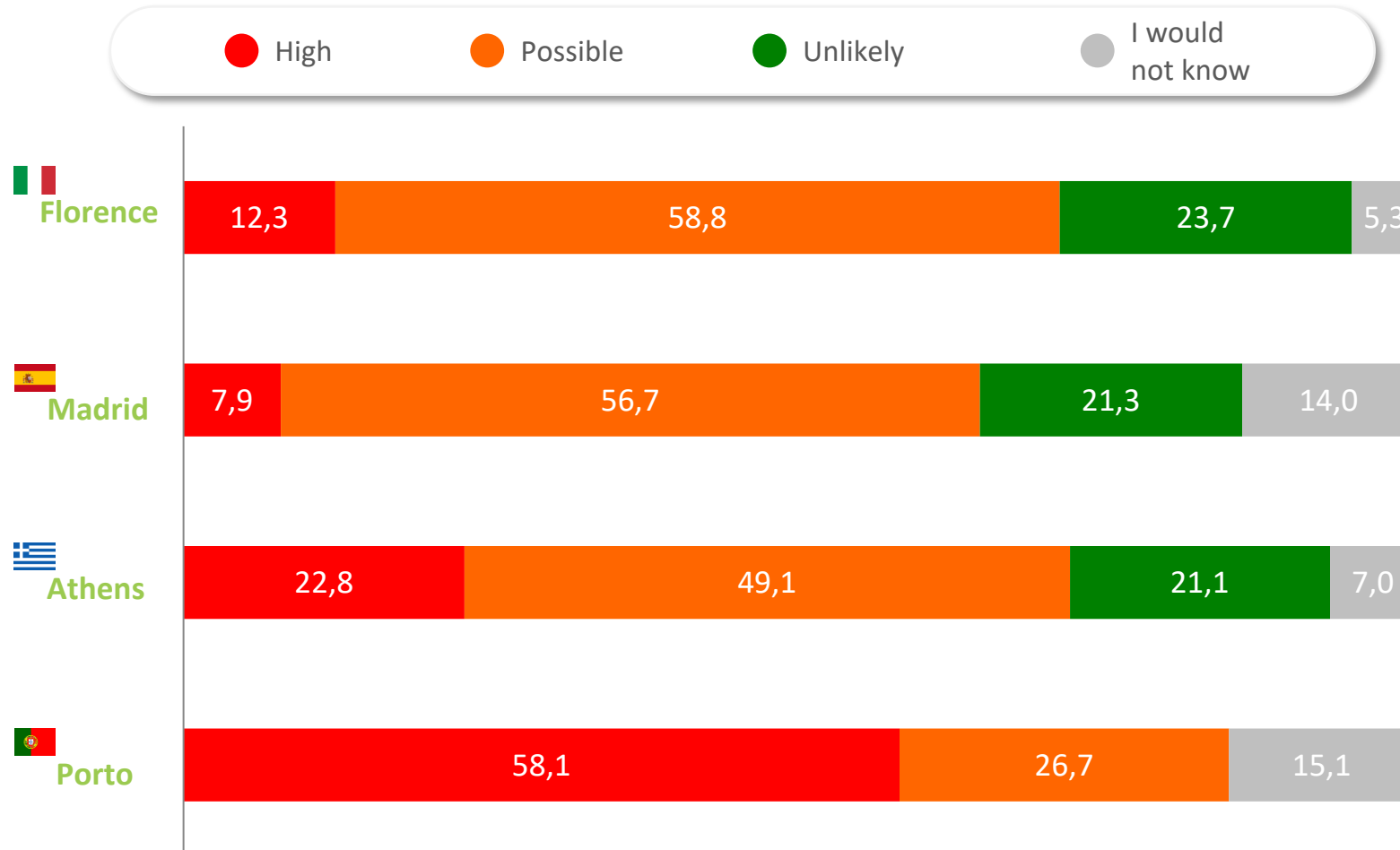
Let's talk about the war in Ukraine. With respect to war, right now you are personally:

● Extremely worried ● Moderately worried ● Little worried ● Not worried at all ● I would not know



Values %

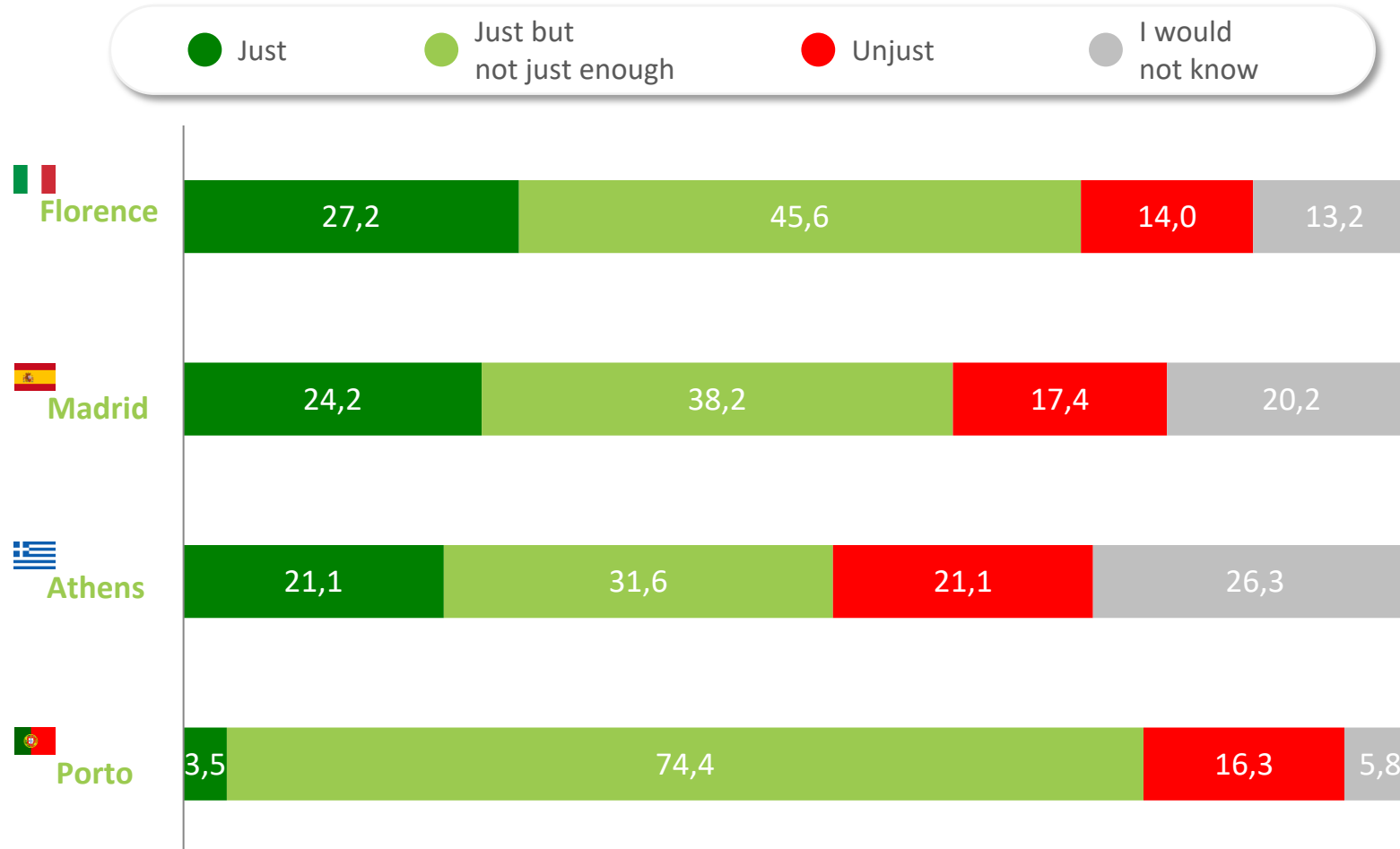
In his view, with the ongoing war between Russia and Ukraine, the risk of a nuclear war is:



Values %

War – Economic Sanctions

The European Union, together with the US, has imposed heavy economic sanctions (blocking banks and trade) on Russia, in order to weaken it and accentuate the fractures within it. According to you, this choice is:



Values %

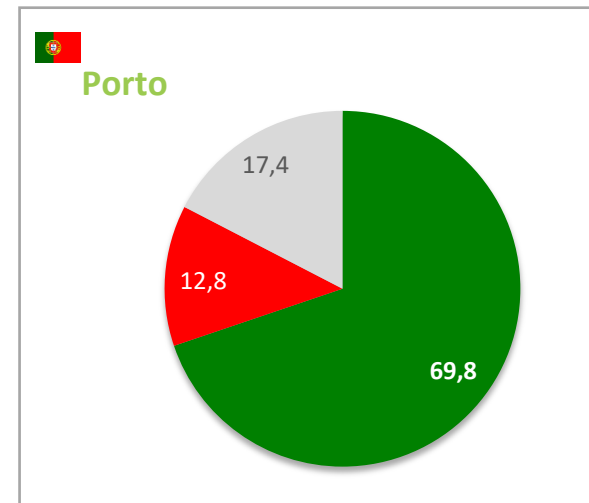
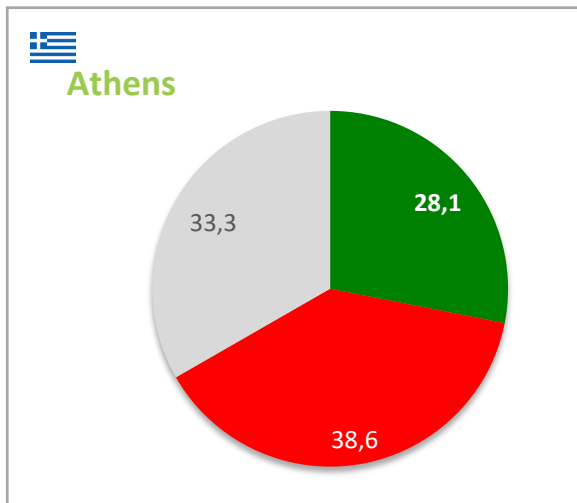
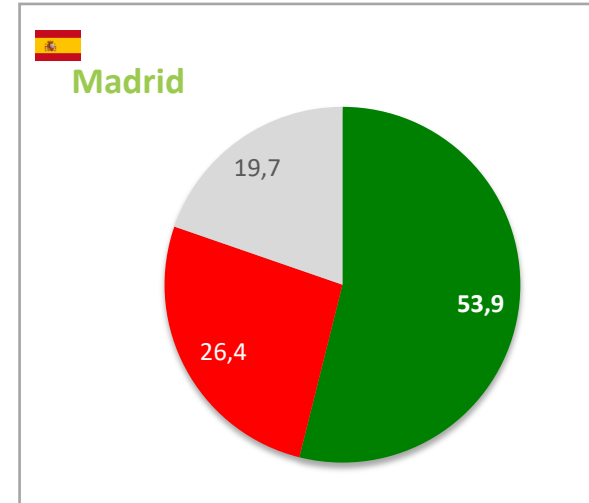
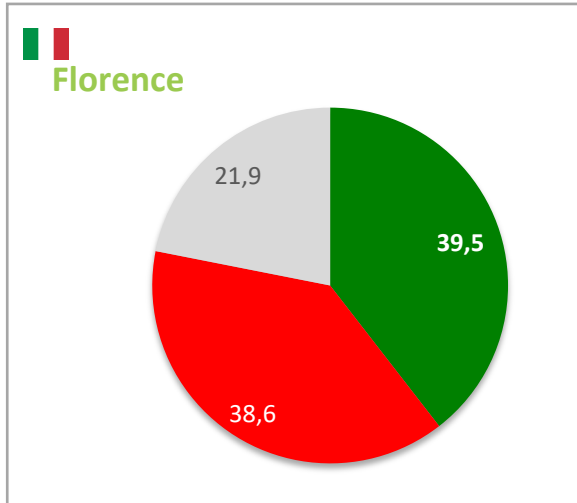
War— Dispatch Of Armaments

The countries of the European Union have decided to send sophisticated weapons to Ukrainian fighters. Compared to this choice...

● I agree

● I disagree

● I would not know



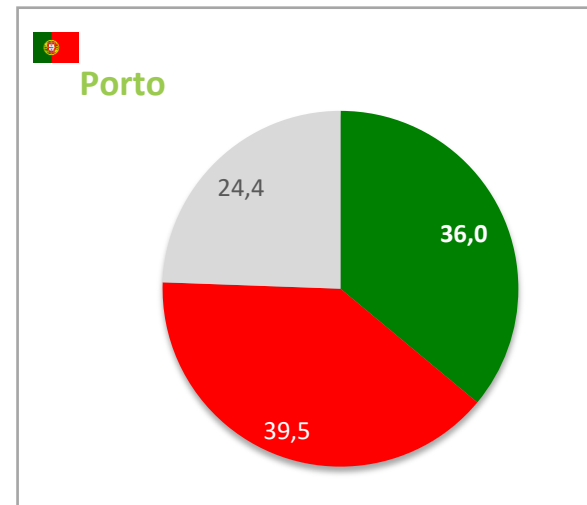

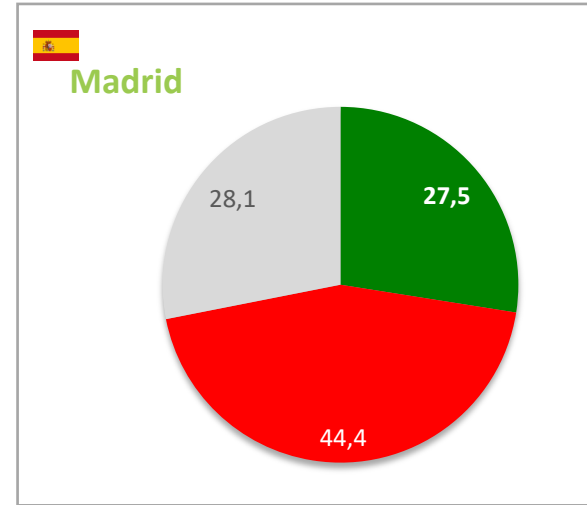
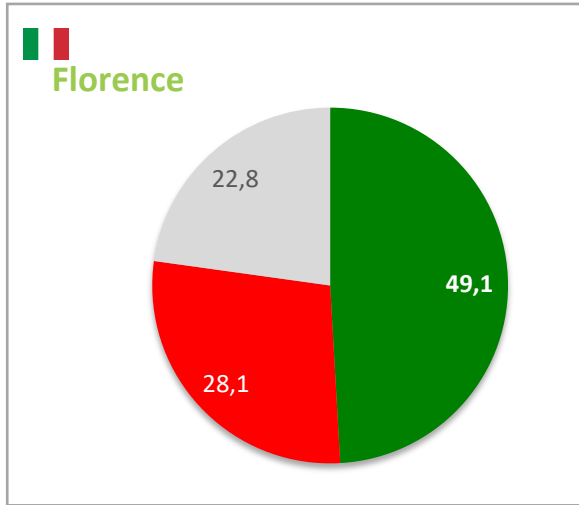
Role of the Pope

Some suggest that the Pope intervene in person against the war by going to Ukraine. With this proposal you:

● I agree

● I disagree

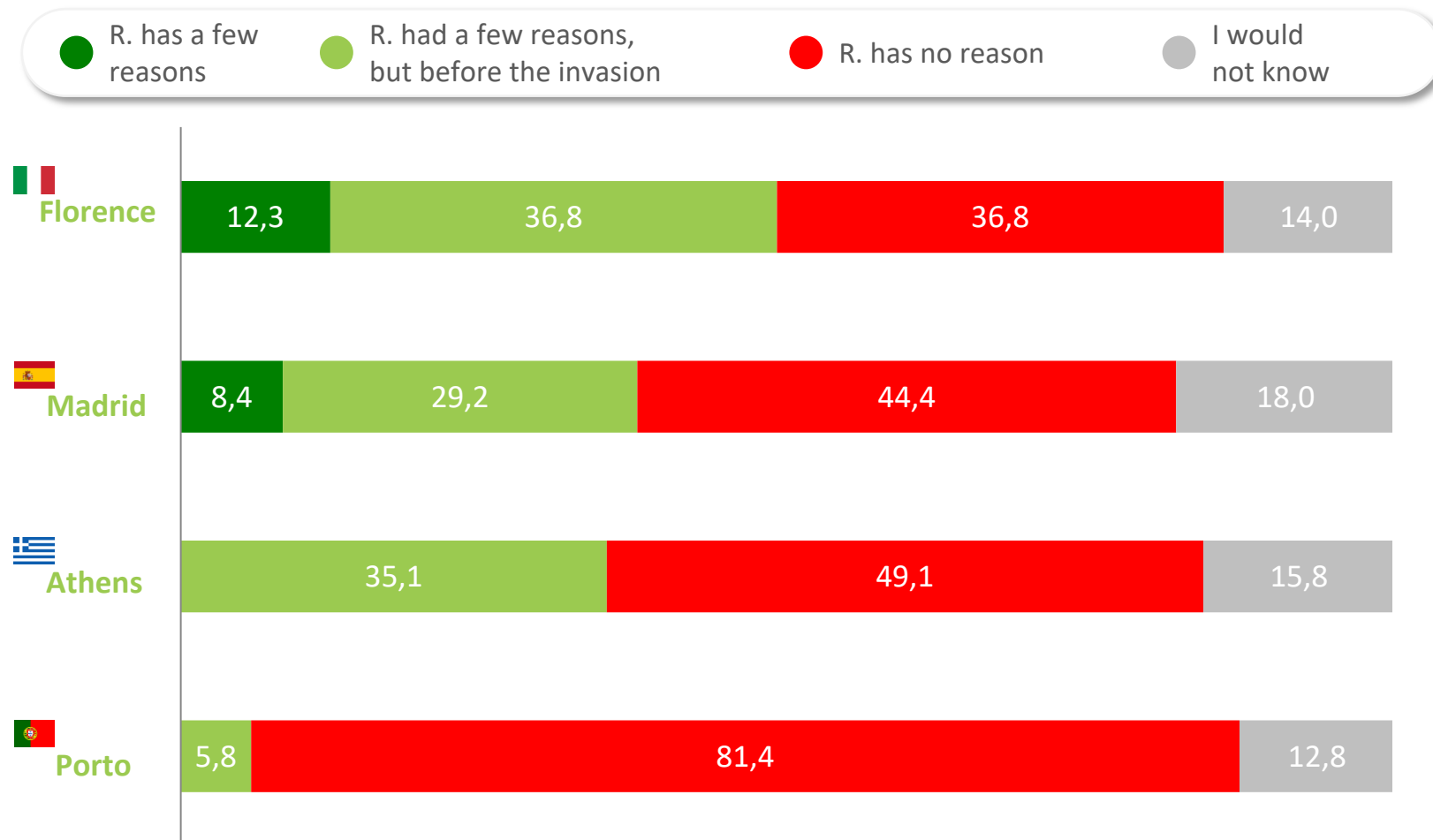
● I would not know



Values %

War – Russian Responsibilities

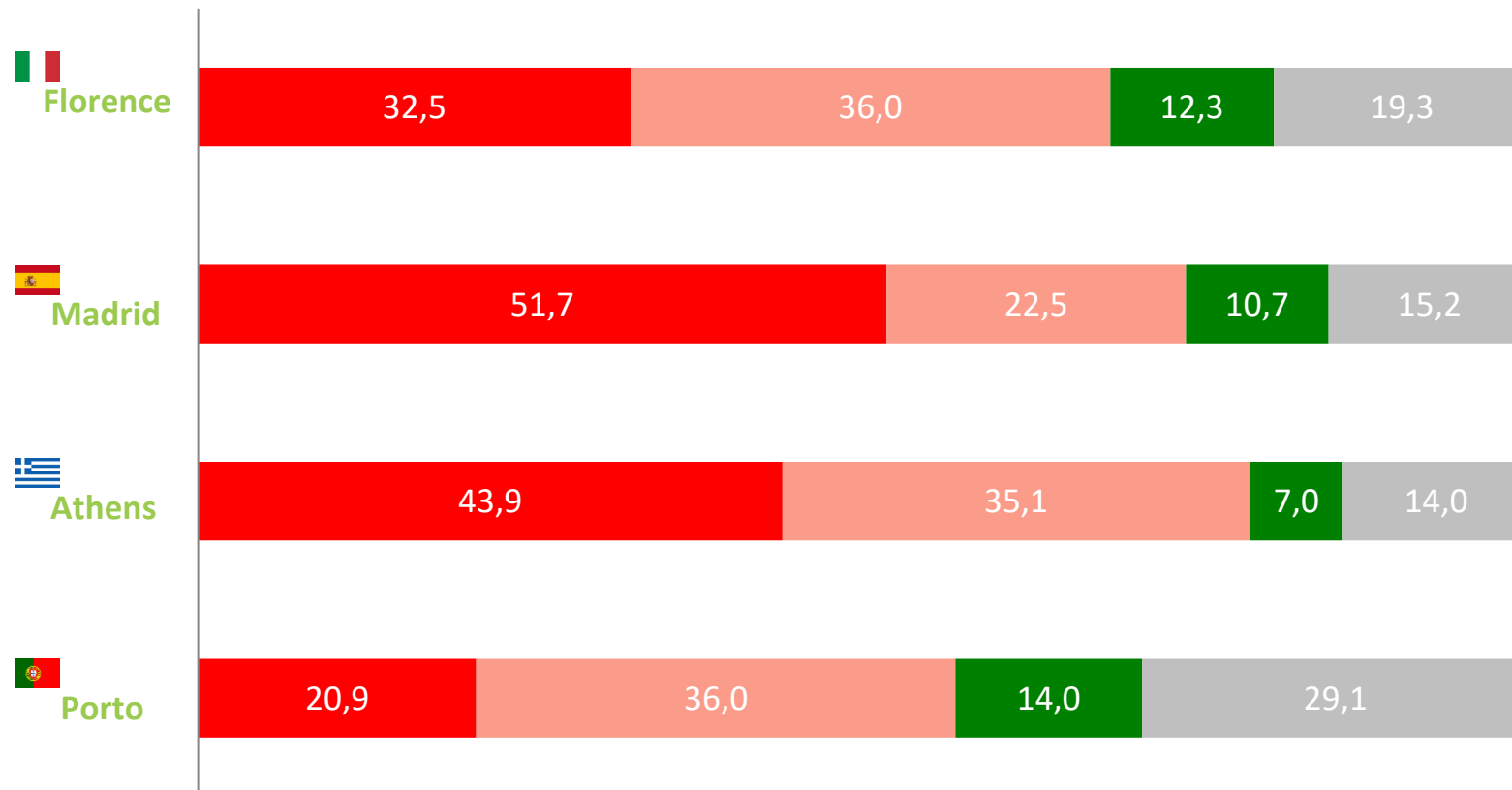
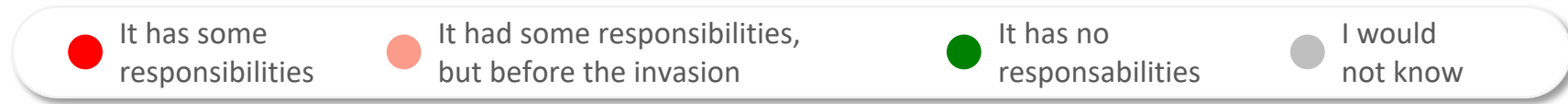
Overall, in your opinion, Russia in the confrontation with Ukraine ...



Values %

War – European Responsibilities

According to her, in the outbreak of this war, the European Union:



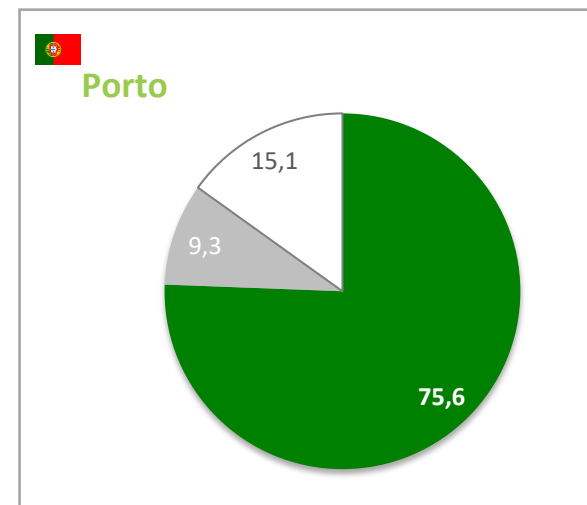
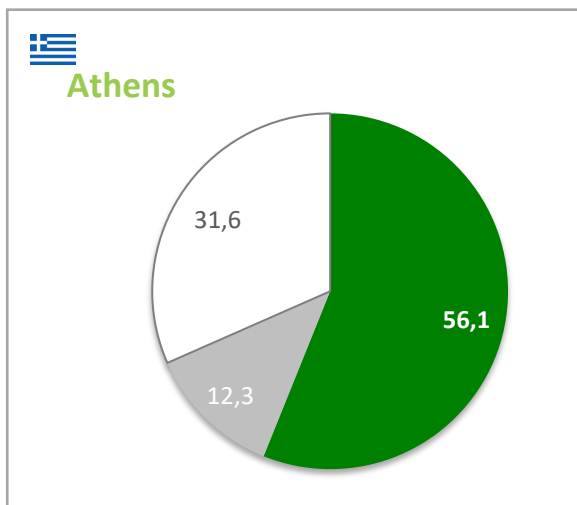
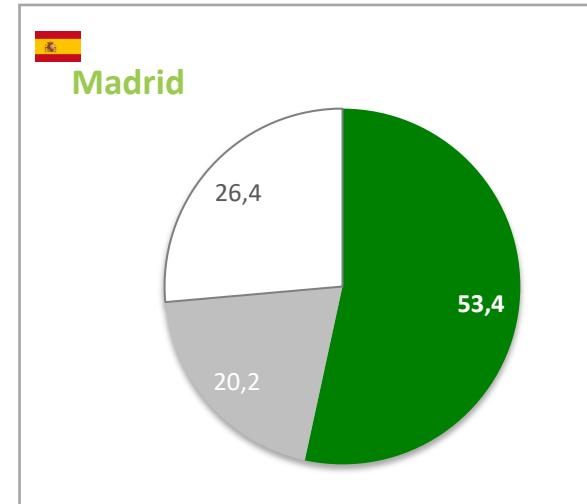
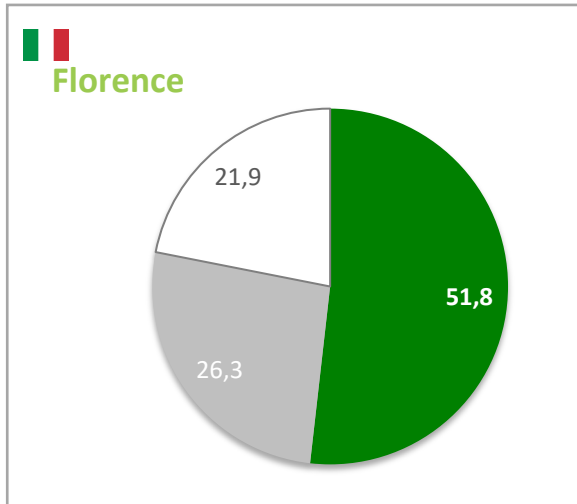
Values %

In your opinion, is it appropriate to comply with Ukraine's request to join European Union?

Yes

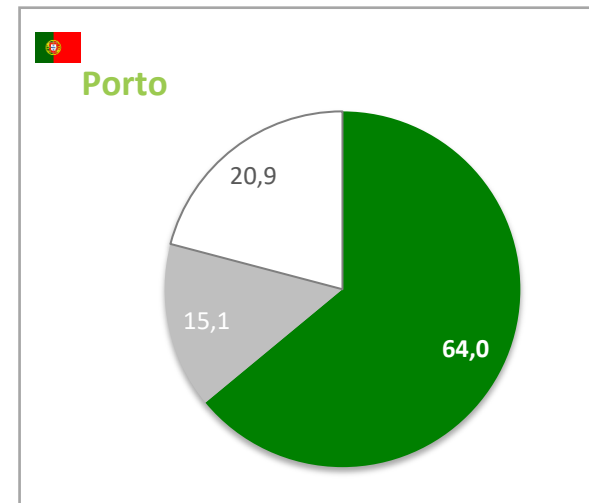
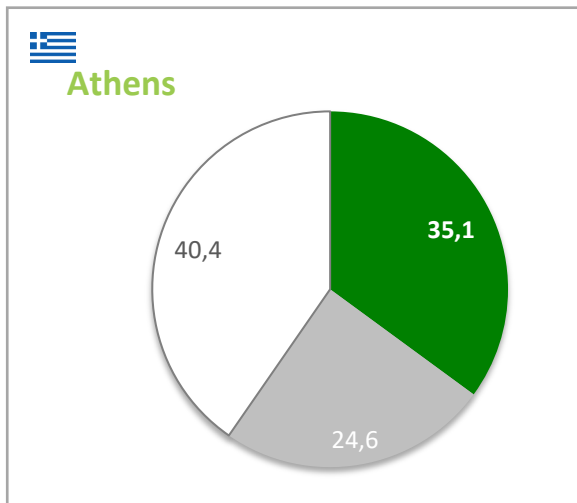
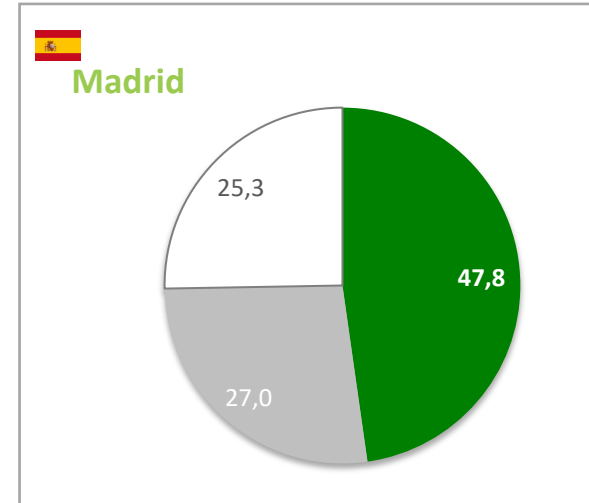
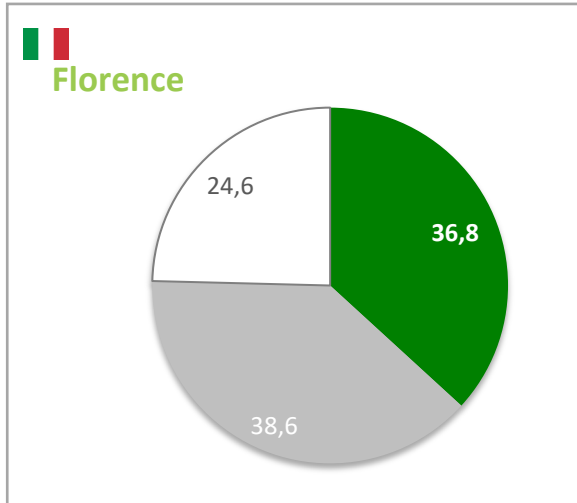
No

I would not know



In your opinion, is it appropriate to comply with Ukraine's request to join NATO?

- Yes
- No
- I would not know



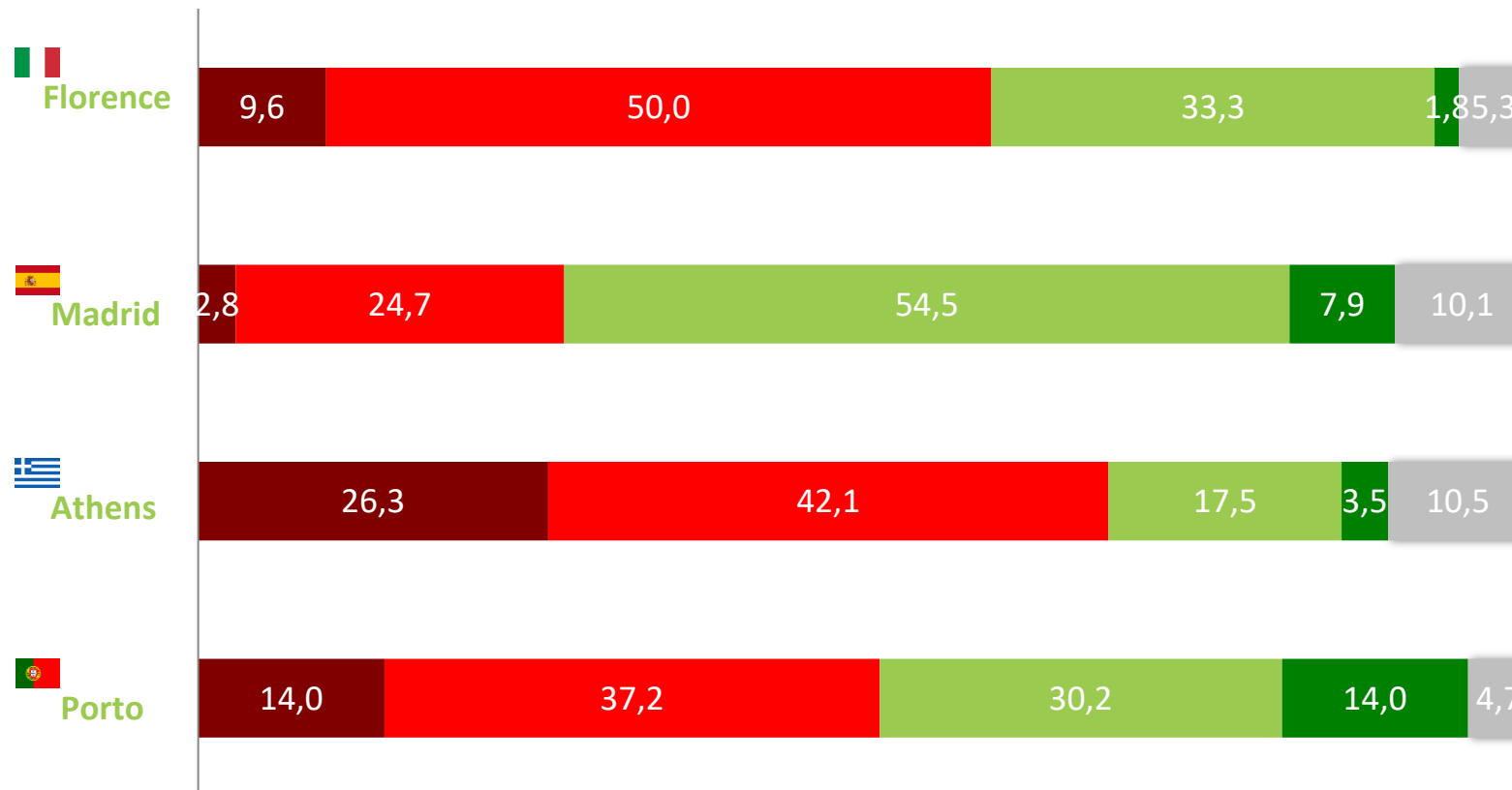
War – Domestic Effects

25

ME WE
Oltre il Giardino

Do you think that this war, on your personal level of life, will have consequences:

Very strong Relevant Moderate No consequence I would not know



Values %

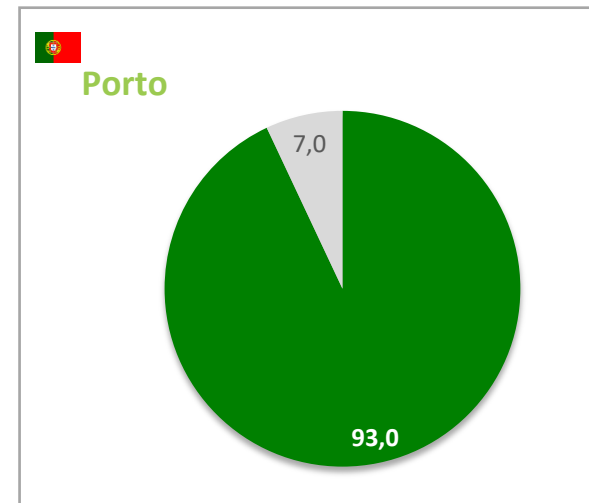
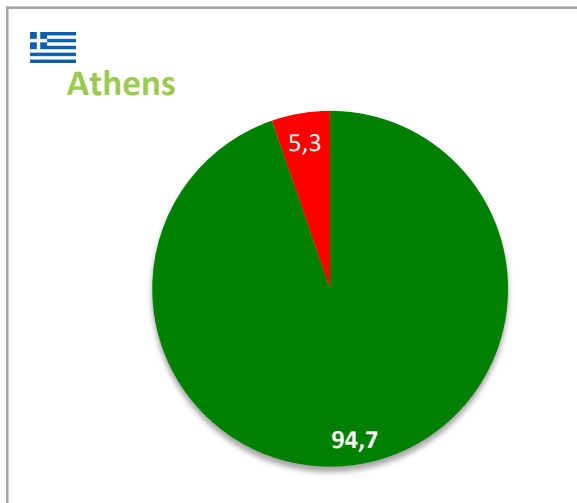
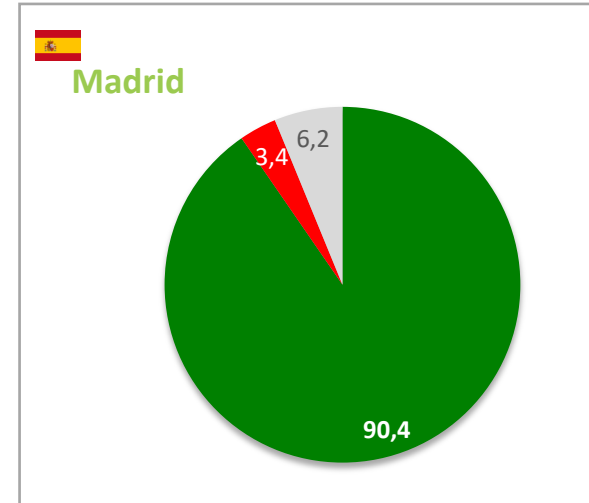
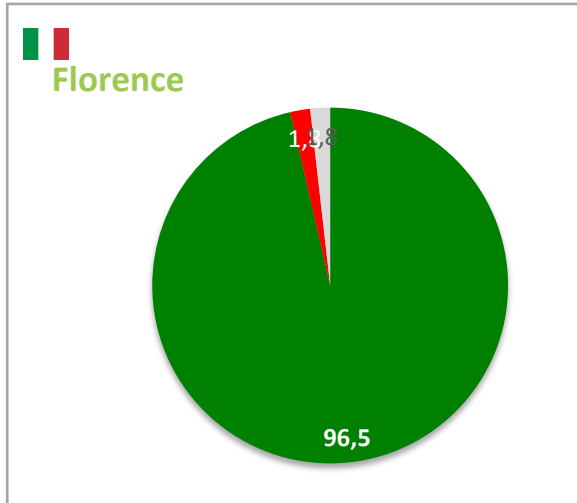
War – Inflation

Do you think there will be more and more increases in the cost of living?

● Yes

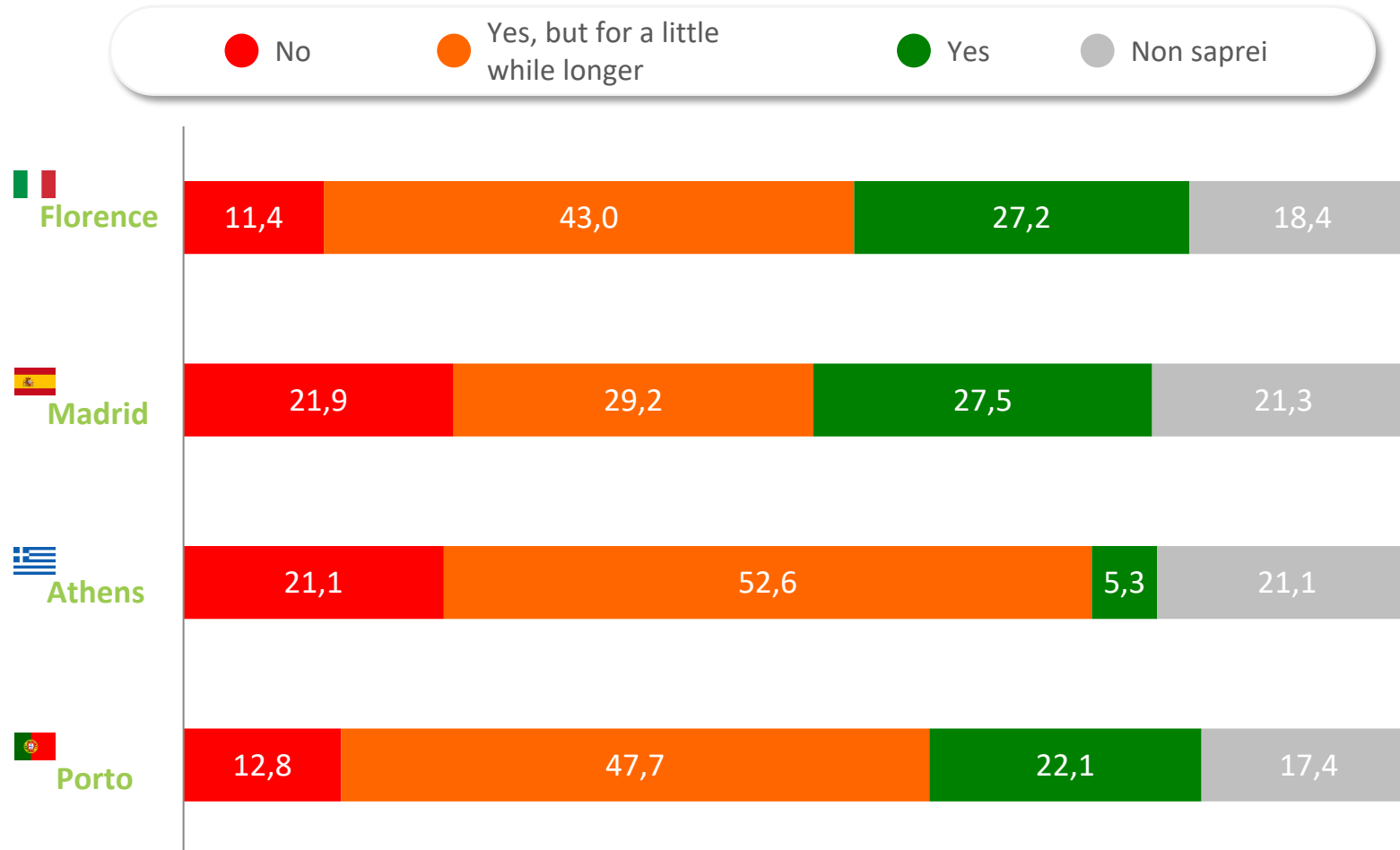
● No

● Non saprei



Values %

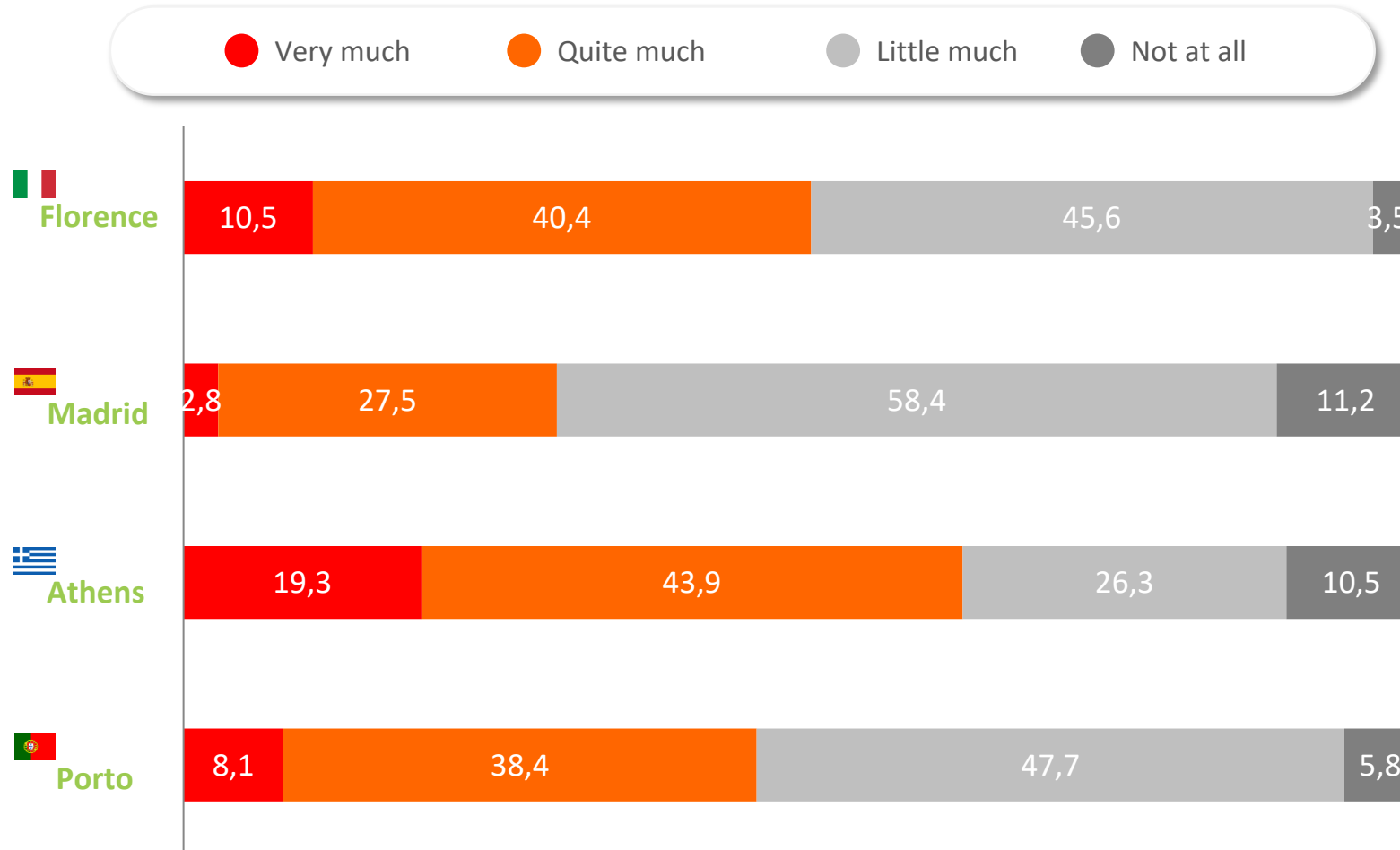
Do you think you can bear the increased costs of living, bills, groceries, clothes resulting from the ongoing war?



Values %

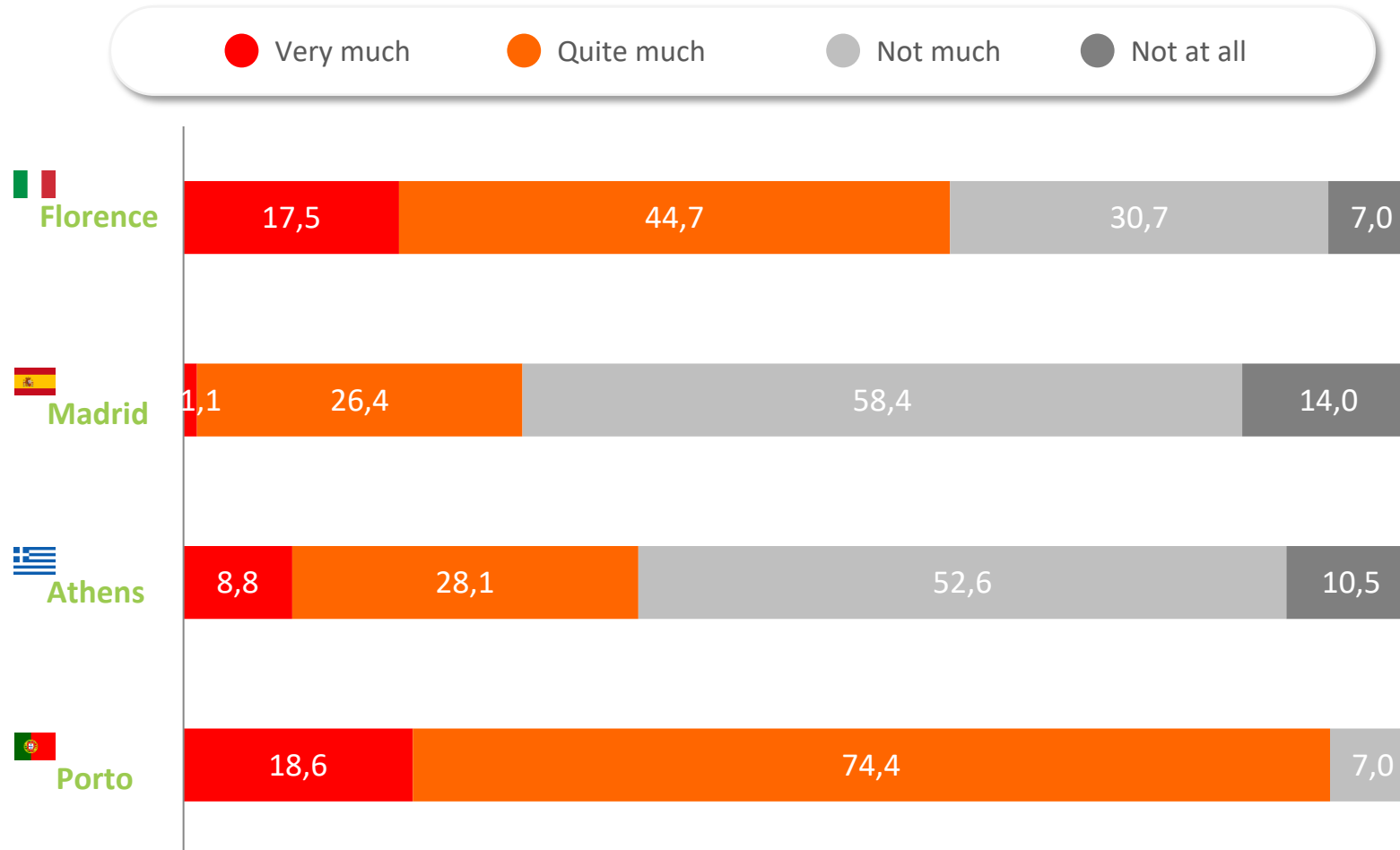
War – Direct Effects

In particular, how much is the situation that has arisen with the war affecting how much it affects your life goals?







Values %

During the day, how much time do you spend learning about the war in Ukraine:







Values %

What are your sources of information?

	 Florence	 Madrid	 Athens	 Porto
Tv news and talk shows	57,9	65,2	29,8	79,1
Internet news	53,5	55,6	63,2	70,9
Internet, geopolitical analysis sites	36,0	16,3	29,8	23,3
Social Media	31,6	45,5	31,6	47,7
Paper Newspapers	21,1	33,1	7,0	40,7
Friends and acquaintances	14,0	36,5	26,3	22,1





Values % - More answers allowed

Before the war, on average, how often do you use the Internet?

	 Florence	 Madrid	 Athens	 Porto
Many times a day	69,3	64,0	75,4	82,6
At least once a day	21,9	19,1	14,0	11,6
Several times a week	6,1	7,3	3,5	3,5
At least once a week	1,8	1,1	1,8	2,3
A few times a month	0,0	3,9	5,3	0,0
Less than once a month	0,0	1,1	0,0	0,0
Never	0,9	3,4	0,0	0,0

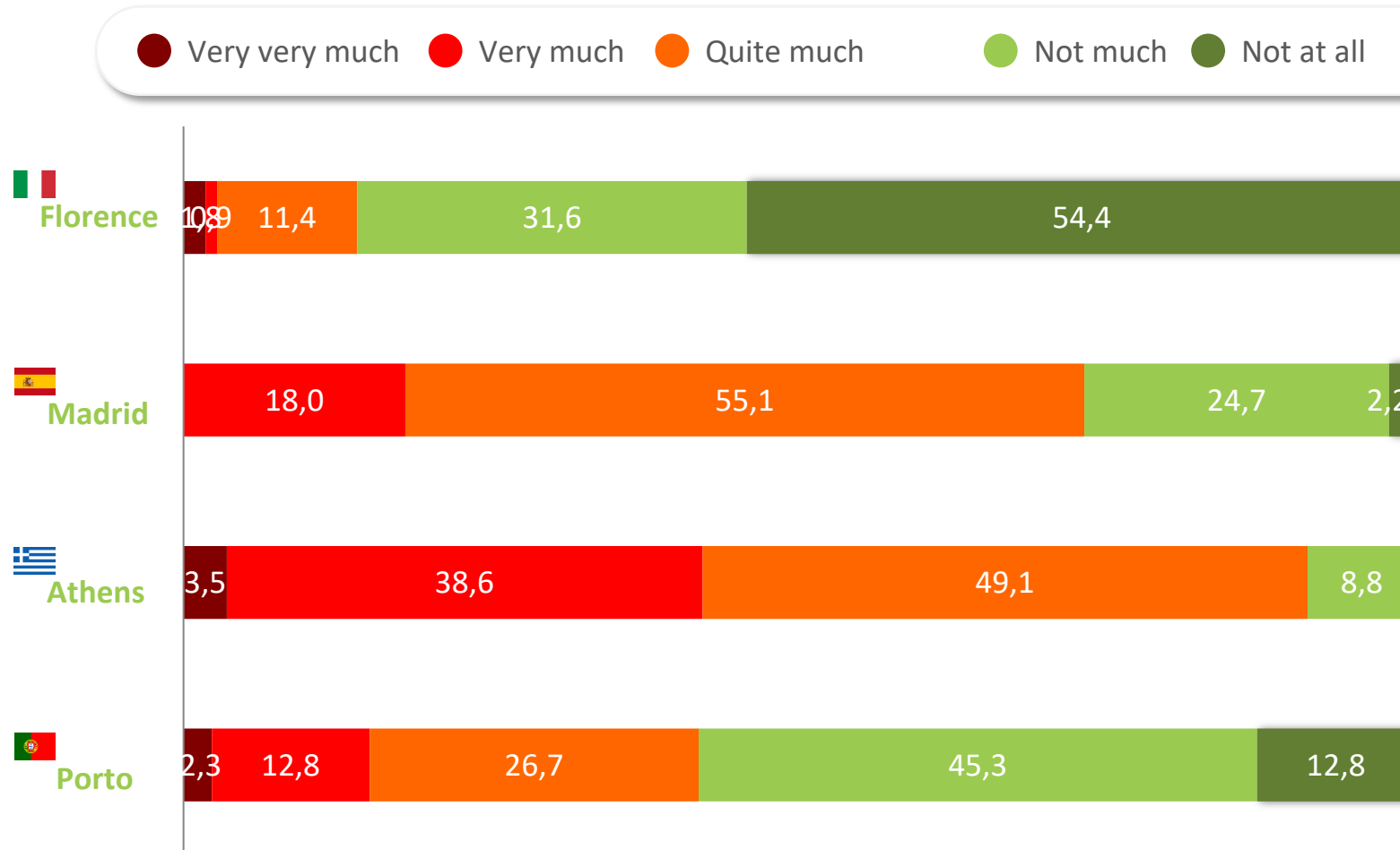
Values %

In your opinion, are the new technologies, internet, social networks (facebook, twitter ...), allowing you to get an idea of the war in Ukraine?

	 Florence	 Madrid	 Athens	 Porto
Yes, a lot	21,1	11,2	17,5	40,7
In good measure	28,1	22,5	24,6	24,4
VERY MUCH + IN GOOD MEASURE	49,2	33,7	42,1	65,1
Partially	36,8	34,3	31,6	26,7
I do not trust	12,3	21,3	17,5	5,8
I don't know Social Networks	0,9	7,3	7,0	0,0
I would not know	0,9	3,4	1,8	2,3

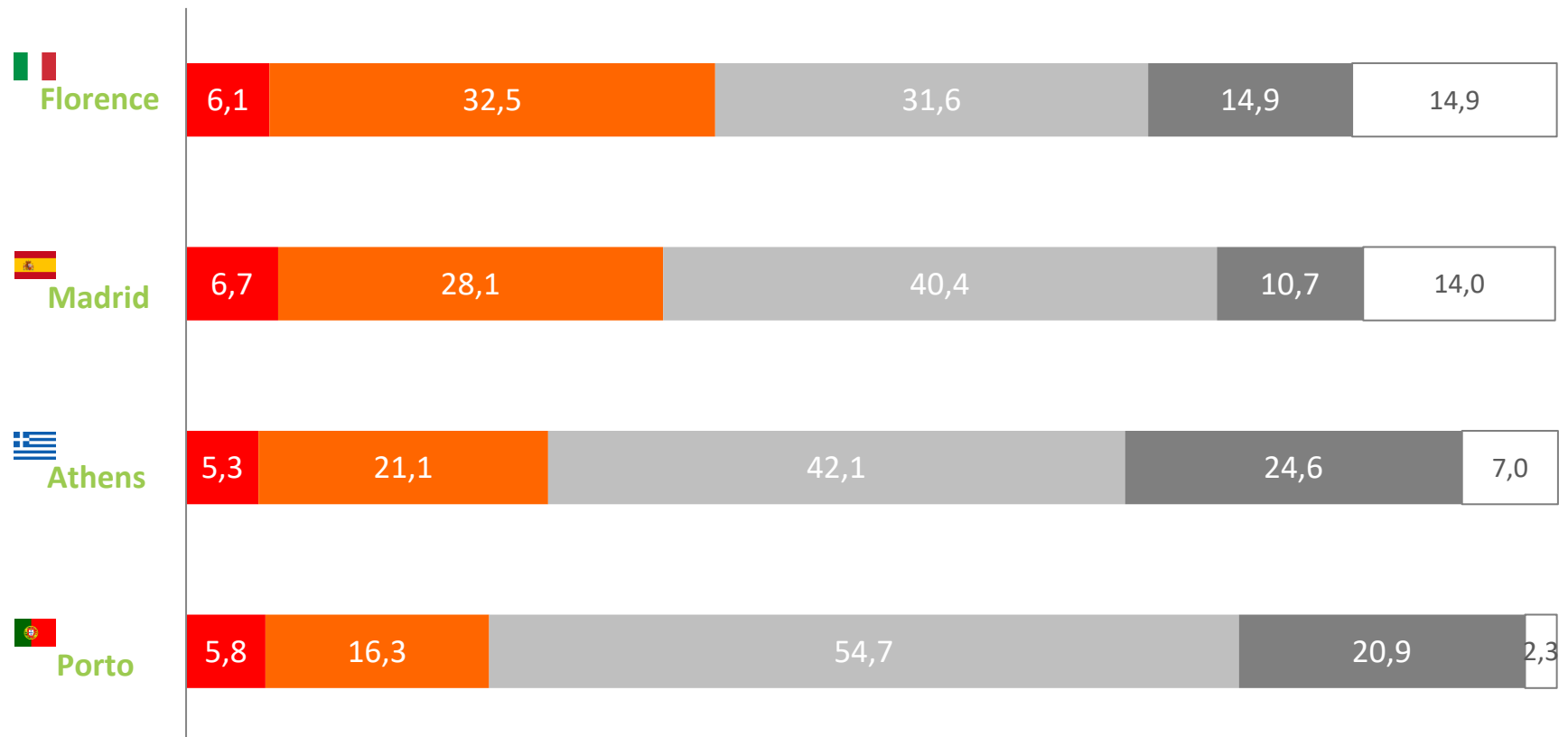
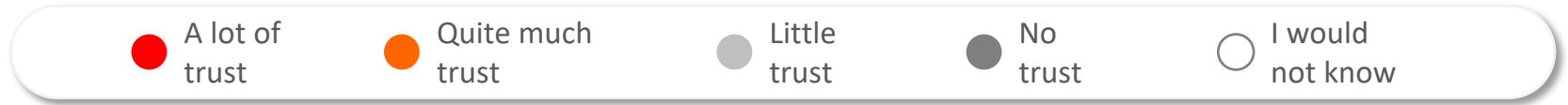
War – Emotional State

Since the war broke out, his emotional state has changed:



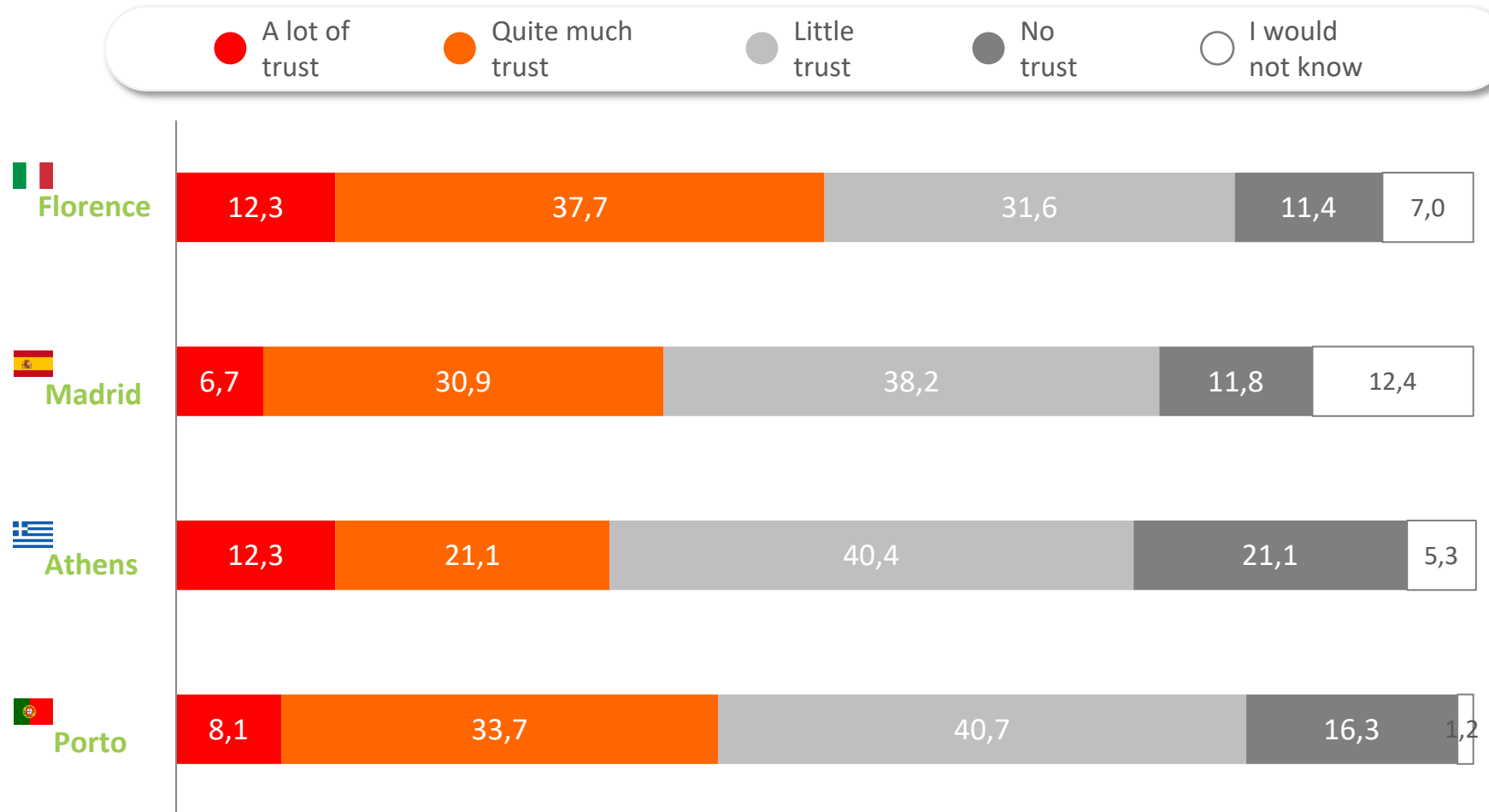
Values %

How much trust do you have in the UN?



Values %

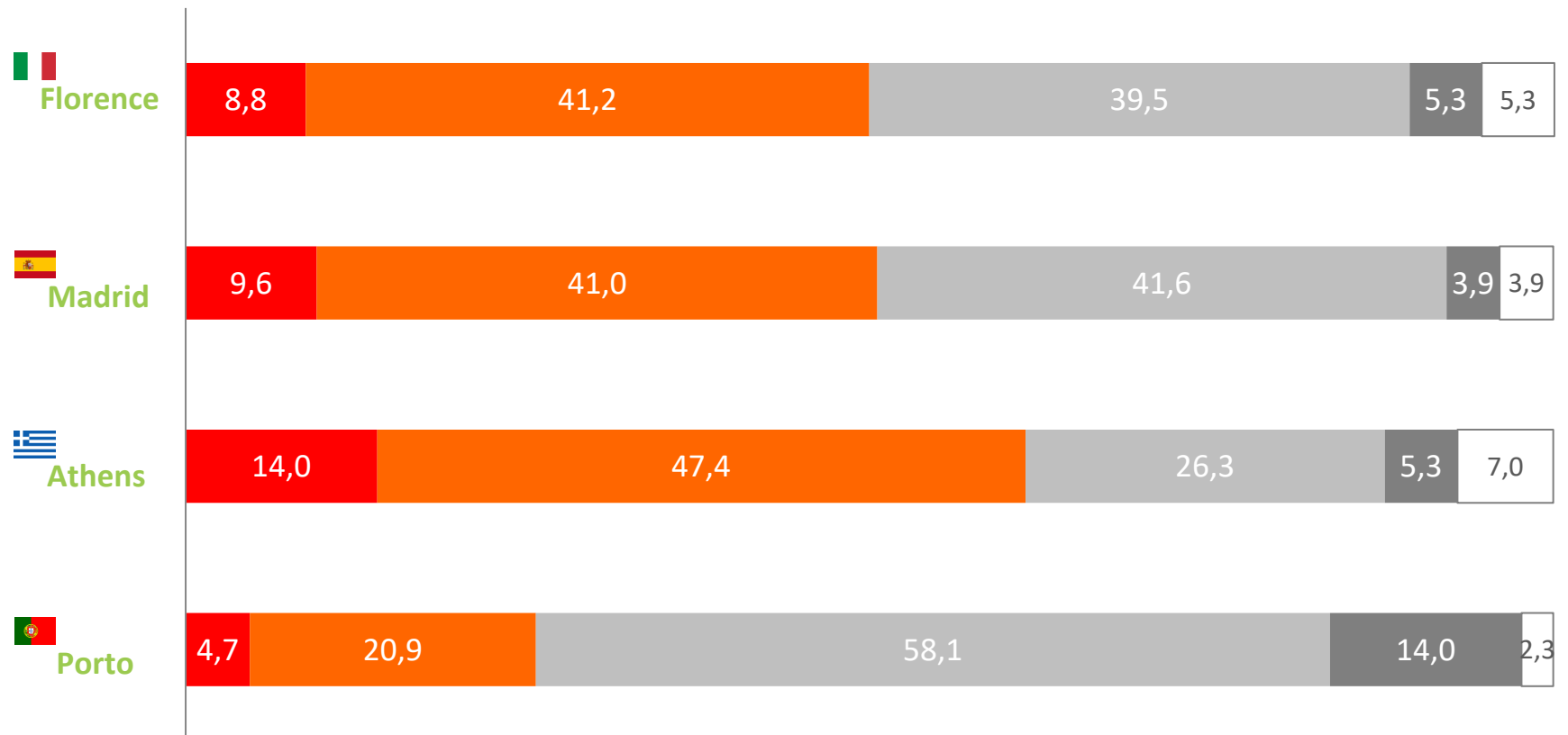
How much trust do you have in the European Union?



Values %

Trust in others

How much trust do you have in people?



Values %



Me, We


Muhammad Ali

1975 speech HARVARD UNIVERSITY



Co-funded by the
Erasmus+ Programme
of the European Union

PARTNER

 ASSOCIAZIONE "PER BOBOLI" - COORDINATORE
ME-WE ISTITUTO DI RICERCA INNOVATIVA
OPERA DELLA DIVINA PROVVIDENZA MADONNINA DEL GRAPPA

 UNIVERSIDAD REY JUAN CARLOS

 INSTITUTO POLITECNICO DO PORTO

 KYTTARO ENALLAKTIKON ANAZITISEON NEAON (KEAN)
AGRICULTURAL UNIVERSITY OF ATHENS

Progetto approvato nel programma ERASMUS+
2020-1-IT02-KA204-079679
Cooperazione per l'innovazione e lo scambio di buone prassi – partenariati
strategici nel settore dell'istruzione, della formazione e della gioventù

The European Commission support for the production of this publication does not constitute an endorsement of the contents which reflects the views only of the authors, and the Commission cannot be held responsible for any use which may be made of the information contained therein

